



6

Student's
Book

Learn and Grow



Year 6
Basic Education



ecole.edunet.tn



www.cnp.com.tn

141 606

National Pedagogic Centre

موقع دروسي





REPUBLIC OF TUNISIA
MINISTRY OF EDUCATION

Learn and Grow

Year 6 Basic Education
Student's Book

Writing team

Ilhem Ben Slama Mansour
ELT Inspector General

Imen Djebbi
Teacher Advisor

Ahlem Sassi
Teacher Advisor

Chadia Abbassi
Senior Teacher

Evaluation team

Slah Yaakoubi
ELT Inspector General

Mongi Gaja
Senior inspector



www.cnp.com.tn

ecole.edunet.tn

National Pedagogic Centre



REPUBLIC OF TUNISIA
MINISTRY OF EDUCATION



دروسى



DROUSSI

© All rights reserved for National Pedagogic Centre

موقع دروسى



Preface

Learn and Grow is aimed at Year 6 Basic Education students. It exposes young learners to seven learning units, each of which includes up-to-date thematic concerns that cover SMART (specific, measurable, achievable, realistic, and time-bound) learning objectives. The lessons are framed following regular patterns and learning routines to create some sort of familiarity that is likely to develop children's feelings of security and self-confidence. The suggested activities incite students to reflect on what they have learned and reinvest it meaningfully and purposefully in their communication. This is wholly in accordance with the Curriculum of English for Primary Education, which "targets the development of the young learners' competence in English for communicative purposes via spoken and written interaction channels". The input proposed in this textbook allows ample room for language development, use and usage. It also helps the learners hone their thinking and life skills. Knowing that learners may use English for different purposes in diverse contexts, we made sure that the suggested material covers the source culture, the target culture, and the international culture. This will, hopefully, enable the learners to reflect on their own culture in relation to other cultures. We are deeply grateful to the reviewers, our colleagues; Slah YAAKOUBI and Mongi GAJA whose insights and suggestions have greatly helped improve the content and format of the textbook. We are also indebted to the primary school teachers who piloted a number of lessons.

The writing team



UNIT I: Entertaining Myself

Lesson	Vocabulary	Grammar	Function	Pronunciation	Life skills
1. Let's have fun	fishing / museum / go camping / riding a bike / gardening	Because Like + verb + ing Enjoy + verb		/ l / - / a /	<ul style="list-style-type: none"> Respect for diversity. Communication skills: <ul style="list-style-type: none"> effective speaking expressing ideas clearly and confidently responding appropriately
2. My free time activities	drawing / gardening / shopping	<ul style="list-style-type: none"> Adverbs of frequency: <ul style="list-style-type: none"> Always / Sometimes / Usually / Never Prepositions: <ul style="list-style-type: none"> On / In 		/ ɔ / - / ɔ : /	<ul style="list-style-type: none"> Communication skills and critical thinking: <ul style="list-style-type: none"> Observing and discovering. Turn taking. Active listening.
3. A day out	bored / hide and seek / tired / zoo / far		Making suggestions: <ul style="list-style-type: none"> Let's + bare infinitive How about + V + ing What about + V + ing 	/ s / - / z /	<ul style="list-style-type: none"> Communication. Perspective taking. Decision making.
4. Let's go on a picnic	get ready / river / wash / arrive / rope skipping / fly a kite	<ul style="list-style-type: none"> Linkers: <ul style="list-style-type: none"> and - but Possessive adjectives: <ul style="list-style-type: none"> his - her - their 		/ n /	<ul style="list-style-type: none"> Creating ideas. Focus and concentration.



5. Pass the ball	lose / team / win / kick / run	Inviting: * Would you like...?	/ei/-/ɔ:/ - /ɑ:/	<ul style="list-style-type: none"> * Problem solving * Making connections
---------------------	--------------------------------	-----------------------------------	---------------------	---

Progress Check 1

Project idea	Free time activity wall poster	<ul style="list-style-type: none"> * Effective communication. * Building healthy relationships.
--------------	--------------------------------	---

UNIT II: Keeping Fit

Lesson	Vocabulary	Grammar	Function	Pronunciation	Life skills
1. I'm healthy, I'm happy	fruits / vegetables / more / less / lots / healthy / unhealthy	* Should / Shouldn't * More * Less	* Giving advice	/ʃ/	<ul style="list-style-type: none"> * Self-management (coping with emotions) * Participation * Cooperation * Creativity
2. Eat well, live well	vegetables / teeth / egg / keep fit / bad for	* Must / Mustn't	* Expressing obligation	/i/-/i:/	<ul style="list-style-type: none"> * Observing and discovering. * Perspective taking. * Self-confidence.
3. I'm healthy, I'm fit	doughnuts / fit / fat / tired / excited / sad / unhappy	* Can / Can't * Should / Shouldn't * Must / Mustn't	<ul style="list-style-type: none"> * Expressing ability * Giving advice * Expressing obligation 	/i/-/i:/ - /u/	<ul style="list-style-type: none"> * Communication. * Self-management (talking about one's feelings). * Participation * Cooperation. * Decision making.
4. How are you feeling?	toothache / stomachache / sick / tired / headache	* Have a + ailment * To be + adjective	* Describing a number of common ailments	/k/	<ul style="list-style-type: none"> * Attending to detail. * Making Connections.



5. How to stay fit	oil / sweets / egg / meat / pasta / yoghurt	<ul style="list-style-type: none"> * How many * How much 	<ul style="list-style-type: none"> * Asking about number * Asking about quantity 	/ k / - / s /	<ul style="list-style-type: none"> * Problem solving * Critical thinking. * Decision-making skills.
--------------------	---	--	--	---------------	--

Progress Check 2

Project idea	Food pyramid poster	<ul style="list-style-type: none"> * Effective communication. * Informed decision making.
--------------	---------------------	---

UNIT III: Having Fun in the Seasons

Lesson	Vocabulary	Grammar	Function	Pronunciation	Life skills
1. The four seasons	seasons / months / year / autumn / spring / summer / winter / the twelve months of the year	Noun + y = adjective	Describing	/ s /	<ul style="list-style-type: none"> * Participation and communication skills: <ul style="list-style-type: none"> - Cooperating with others. - Turn taking. - Observing and discovering.
2. Having fun in spring	sky / clear / outside / air / butterfly / next / catch / collect	<ul style="list-style-type: none"> * Will /'ll * will not / won't 	Talking about future events	/ ð /	<ul style="list-style-type: none"> * Creativity. * Problem solving.
3. Having fun in summer	shorts / swimsuit / beach / sandcastle	To be on holidays		/ i: / - / e /	<ul style="list-style-type: none"> * Communication. * Attending to detail. * Problem-solving skills.
4. Having fun in autumn	warm / cold / windy / go back / meet	<ul style="list-style-type: none"> * Comparative (short) adjective + er * What's the weather like? * It's + adjective 	<ul style="list-style-type: none"> * Comparing * Describing 	Silent letters	<ul style="list-style-type: none"> * Observing and discovering. * Communication. * Creativity.



5. Having fun in winter	gloves / socks / fresh air / boots / between / sweater	* Verb + ING=activity * Comparative	* Comparing	/ ei / - / æ / / ʌ / - / əʊ /	* Problem solving * Critical thinking. * Decision-making skills.
-------------------------------	--	---	-------------	----------------------------------	--

Progress Check 3

Project idea	Information poster / Story	* Creativity. * Self-management * Communication.
-----------------	----------------------------	--

UNIT IV: Caring

Lesson	Vocabulary	Grammar	Function	Pronunciation	Life skills
1. Let's help each other	care / share / take care / wash the dishes / dirty / tidy / help / each other	Possessive adjectives		Silent letters	* Empathy. * Participation. * Cooperation. * Communication.
2. Sharing is caring	city / come together / neighbour / to clean up / alone / poor / old / young / cross	The superlative= the + short adjective + est	Comparing	/ ə / - / ɜ: / - / æ /	* Empathy and self- management skills: - Helping others. - Adaptability (to various situations). - Coping with emotions.
3. We are stronger together	village / job / agree / work / say / sick / learn / dice / builder / carpenter / farmer / gamer / participate / competition	Verb + er = Noun	Talking about jobs	/ k /	* Cooperation. * Participation. * Problem solving.



4. Caring for my school	clean / collect / tidy-up / mop / blackboard / finish / walk in / floor	Future	Talking about future events	/tʃ/ - /ʃ/	<ul style="list-style-type: none"> • Cooperation. • Participation. • Decision making. • Communication. • Empathy.
5. Caring for my pet	take care of / vet / sick / twice / give / hit	<ul style="list-style-type: none"> • Imperative • Prohibition 	<ul style="list-style-type: none"> • Giving orders • Expressing prohibition 	/ei/ - /ai/	<ul style="list-style-type: none"> • Empathy. • Problem solving. • Participation.

Progress Check 4

Project Idea	Caring diary	<ul style="list-style-type: none"> • Effective communication. • Informed decision making.
--------------	--------------	---

UNIT V: Celebrations

Lesson	Vocabulary	Grammar	Function	Pronunciation	Life skills
1. Children's Day	right / education / life / clothing / health / celebrate	Have the right to + something	Talking about one's rights	/ai/ - /i/ / /ʌ/ - /ɑ/ / /ei/ - /i/ /	<ul style="list-style-type: none"> • Cooperation • Communication • Negotiation
2. Mother's Day	perfume / give / handbag / cute / necklace / surprised	Simple past (affirmative form)	Talking about past events	/au/ - /ɔi/ /	<ul style="list-style-type: none"> • Empathy • Communication • Participation
3. Happy New Year	hug / snacks / crackers / blow up / put on / midnight / wait for	Simple past	Talking about past events	/ei/ /	<ul style="list-style-type: none"> • Problem solving. • Creativity.

4. Teacher's Day	kids / decorate / forget / don't worry / surprise	Simple past	Talking about past events	/t/ - /d/ /ɪd/	<ul style="list-style-type: none"> • Collaboration • Observing and discovering • Creating ideas
5. End of school year party	toothache / clown / to miss / gift / wish / doughnut / show / magic	Simple past	Talking about past events	/i/ - /ʌ/ /ɪd/ - /ɜ:/ /ɔ:/	<ul style="list-style-type: none"> • Communication. • Turn taking. • Problem solving.

Progress Check 5

Project idea	New Year's Day Craft	<ul style="list-style-type: none"> • Creativity. • Informed-decision making.
--------------	----------------------	--

UNIT VI: Going Shopping

Lesson	Vocabulary	Grammar	Function	Pronunciation	Life skills
1. Shops in my Town	cheap / offer / instrument / jewellery / shopping / ring / necklace / off / sale / gold / silver	<ul style="list-style-type: none"> • Prepositions • Simple past 	Talking about the past	/æ/ - /ɪ/	<ul style="list-style-type: none"> • Critical thinking. • Problem solving.
2. At the Market	would like / croissant / meat / pound / customer / sell / buy	<ul style="list-style-type: none"> • How much is it? • It is.../It's... • Simple past 	Asking about prices	/t/ - /d/ /ɪd/	<ul style="list-style-type: none"> • Communication (turn taking). • Decision making. • Cooperation. • Problem solving.
3. At the Toy Shop	prize / race / present / win / choose / fan / join	Simple past	Talking about past events	/æ/ - /eɪ/ /ɪ/ - /ʌ/ /æ/	<ul style="list-style-type: none"> • Creativity. • Decision making. • Critical thinking.

4. At the Clothes Shop	find / tie / present / blazer / sweater / try on clothes / fitting room	* Simple past * Numbers	Talking about past events	/z/ - /dʒ/	* Problem solving (Attending to detail) * Self-management (Focus and concentration).
5. At the Mall	try on / fit / suit / mall / perfume	Simple past	Talking about past events	/tʃ/ - /ʃ/	* Communication (turn taking) * Critical thinking (active listening) * Creativity * Problem solving

Progress Check 6

Project idea	Shopping simulation	* Creativity * Participation * Cooperation * Communication
-----------------	---------------------	---

UNIT VI: Going Shopping

Lesson	Vocabulary	Grammar	Function	Pronunciation	Life skills
1. Let's travel to...	world / country / travel / east / west / south / north	* Let's... * How about...? * What about...?	Making suggestions	/k/	* Communication. * Negotiation. * Problem solving. * Decision making.
2. Greetings around the world	greet / cheek / kiss / each other / shake hands / use / think / bow (verb) / touch	* Articles: the / a / an	Greeting	/s/ - /z/	* Respect for diversity. * Empathy. * Communication. * Collaboration * Problem solving
3. I prefer to travel by...	spend / surprise / fast / slow / prefer	* Comparative * Prefer + to + verb	* Expressing preference * Making suggestions	/ʒ/ - /ʒ/	* Critical thinking (active listening.) * Negotiation. * Creativity. * Problem solving.

4. Monuments in the world	monument / amphitheatre / famous / build (built) / old * new / start * finish	The superlative		/æ/ - /ɪ/	<ul style="list-style-type: none"> • Respect for diversity. • Communication. • Collaboration.
5. Customs and habits	seafood / festival / cape / dancer / flag / pepper / bull / throw / fight	Articles: the, a, an	Describing a festival	/w/	<ul style="list-style-type: none"> • Respect for diversity. • Communication. • Problem solving.

Progress Check 7

Project idea	An International Fair	<ul style="list-style-type: none"> • Cooperation. • Critical thinking. • Decision making. • Self-management.
-----------------	-----------------------	--

SONG

School holidays are so much fun,
Eat out, play, swim and run
Visit museums, hide from the sun
Swing, cycle, fly your kite everyone

I'm a serious pupil in Year six
I never miss any school trips
I always listen to my teachers' tips

Let's eat healthy and stay fit
Be active, walk and never sit
Exercise, kick the ball and hit
Stay away from candy and biscuit

I'm a serious pupil in Year six
I never miss any school trips
I always listen to my teachers' tips

The sky is cloudy and grey
It's sad we can't go out today,
Spring is my favourite season for play
I love butterflies and flowers on my way,

I'm a serious pupil in Year six
I never miss any school trips
I always listen to my teachers' tips

Family and friends get together!
Share the housework and help each other!
Care, show love and kindness forever
Look after your pet with great pleasure

I'm a serious pupil in Year six
I never miss any school trips
I always listen to my teachers' tips

Happy Father's Day my dear dad
You're in my life, I'm so glad
You cheer me up when I'm sad
With you, things never turn bad

I'm a serious pupil in Year six
I never miss any school trips
I always listen to my teachers' tips

Going on a family weekend shopping
To enjoy walking and window looking
Jewellery, perfumes, toys and clothing,
What an exciting way of living!

I'm a serious pupil in Year six
I never miss any school trips
I always listen to my teachers' tips

So many cultures around the world
Teaching us lessons read and heard
I fly by countries like a free bird
I say hi with a bow or a word

UNIT 1


Entertaining myself

LESSON LET'S HAVE FUN

1



Let's get started

1- Look and listen. 

2- Write the words and expressions under the right pictures.

going to the cinema / listening to music / fishing / visiting museums /
playing computer games / drawing / reading books / riding a bike /
gardening / dancing / playing sports / swimming



.....



.....



.....



.....



.....



.....



.....



.....



Let's speak

- 1- a- Which free time activities do you like / love or don't like / hate?
Tick (✓) in the appropriate box

Hobby/Activity	Like +	Love ++	Don't like -	Hate --
Going to a museum				
Reading books				
Playing computer games				
Gardening				
Going to the cinema				
Dancing				
Drawing				
Fishing				
Swimming				
Riding a bike				
Playing sports				
Listening to music				

b- Pair work

Read the dialogue.

Enact a similar one about your favourite hobby/ies.

Swap roles.

Example:

- Learner A: What's your favourite hobby?
- Learner B: Well, I like riding bikes. What about you?
- Learner A: I enjoy listening to music in my free time **but** I hate playing video games.
- Learner B: Why do you hate playing video games?
- Learner A: I hate it because it's boring.



Let's complete the rule

Expressing likes

Enjoy + verb +

Like + verb +



Let's practise

What does he/she enjoy doing?

a. William / ride a bike
William enjoys riding a bike.



b. Rex and Kate / dance

.....



c. Carla / fish

.....



d. Steve / swim

.....



e. Henry / read books

.....

.....



Let's write

Now what about you?

Write a short paragraph about:

- The activities you like doing in your free time.
- Say why you like doing them.

Use the following expressions:

I like..... / I enjoy..... / it's fun / it's boring / it's easy /
it's difficult



Let's pronounce




Listen. Cross the odd word out.

cinema - hide and seek - music - trip
bike - fishing - film - think



Let's play

Circle the five free time activities inside the crocodile.



UNIT 1

Entertaining myself

LESSON

2

MY FREE TIME ACTIVITIES



Let's get started

What do they do in their free time?





Let's read

Hello! My name is Kevin. I am from California. My favourite free time activity is playing sports. I always play volleyball on the weekend. I sometimes ride the bike in the evening. I usually play video games on Sunday. But I never play football.



Comprehension questions

1- Complete the table with information from the text

Name	Town	Favourite free time activities
.....	1- 2-

2- Match.

Kevin

always •

sometimes •

never •

• plays football

• plays volleyball

• rides a bike



Let's complete the rule

I
You
He
She
It
We
They

always
+
sometimes +
+
never



Let's practise

On the weekends,
Aly **always** goes
shopping with his
parents.



In the evenings,
Aly **usually** reads
a book and listens
to music.



Sometimes Aly
goes swimming
on the holidays.



Aly **never** plays
computer games
on Monday
morning.





Let's speak

Tell me more about your free time activity.


a- Complete the spidergram below.



Think



Share



How do you feel when you do it?
.....

My favourite free
time activity
is.....

When do you do it?
.....

Where do you do it?
.....

Who do you like to do it with?
.....

Why do you like to do it?
.....

b- Tell your classmates about your free time activity.

c- Write a paragraph about your favourite free time activity.

.....
.....
.....
.....



Let's pronounce



Listen, say. Circle "S" or "D"

Sometimes

Volleyball

S D

Shopping

Often

S D

For

Monday

S D

Morning

Sport

S D

Computer


Holiday

S D



Let's play

Look at the pictures and complete the crossword with the correct free time activities.



UNIT 1

Entertaining myself

LESSON A DAY OUT

3



Let's get started

Look. Answer the questions:

Who are they?

Where are they going on the weekend?

It's the weekend, let's go out.



Adam



Linda



Let's Listen

Comprehension questions

1- Listen and tick (✓) the right alternative:

Adam and Linda agree to

- go to the zoo.

- play hide and seek.

- go to the cinema.

2- Listen and put the sentences in order.

No, I want to go out.

Great idea!

Let's play hide and seek!

How about going to the cinema?



Let's complete the rule

Making suggestions

Let's+.....

What about+verb+..... ?

How about+verb+..... ?



Let's practise

Look at the pictures. Read the sentences and **circle** the correct option.

a I'm bored. (**Let's** / How about) go camping.



b. I want to go to the beach. (Let's / How about) fishing?



c. So, you want to practise sports. (Let's / What about) playing tennis?



d. It's very hot today. (Let's / How about) go swimming.




e. I have a new bike. (Let's / What about) go biking.



Let's speak

- Look at the pictures.
- Choose one of the places.
- Ask your classmate to go there with you.
- Your classmate accepts or refuses to go and gives reasons.
- Swap roles.





Let's pronounce



Listen, say the word.

Write it under the sound you hear.

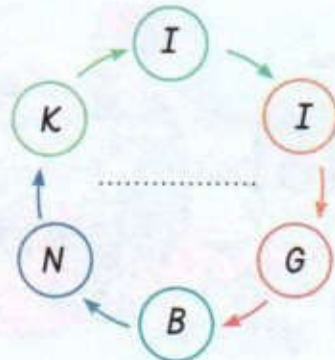
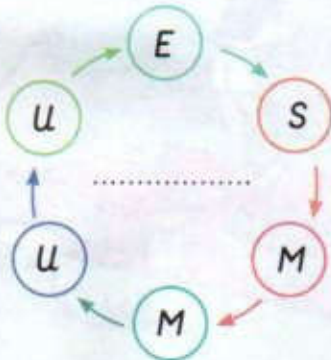
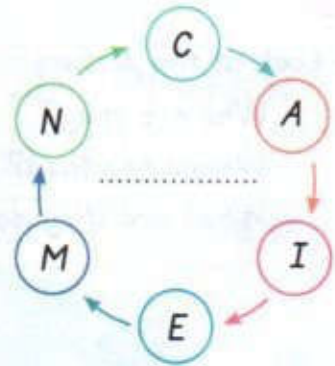
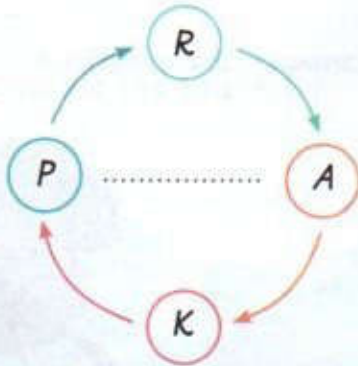
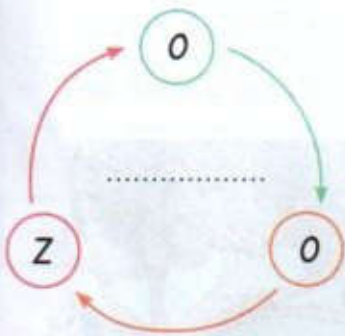
cinema / zoo / restaurant / museum / plays / let's / hide and seek / present

/s/	/z/



Let's play

Put the letters in order to find the word.




UNIT 1

Entertaining myself

LESSON

4

LET'S GO ON A PICNIC



Let's get started

1- Look at the picture and answer the questions.

- Who are they?
- Where are they?
- What are they doing?





Let's read

It's the weekend. My family is going on a picnic near the river. In the morning, we get ready: Mum prepares the sandwiches, dad washes the fruit, my sister and I put the picnic basket in the car.

When we arrive, dad goes fishing. Annie plays rope skipping. Mum reads a book. I fly a kite. At midday, we all have lunch. Then, we clean up and go back home. What a great picnic day!

Comprehension questions

1- Tick (✓) the correct option.

The text is about:

a- Going on a picnic.

b- A fishing day.

c- Going shopping.

2- Circle TRUE or FALSE.

a- The family goes on a picnic at the beach.	TRUE	FALSE
b- The father likes fishing.	TRUE	FALSE
c- They go back home at night.	TRUE	FALSE

3- Match.

Dad • fly a kite

Mum • skips rope

Annie • goes fishing

I • prepares sandwiches





Let's complete the rule



Think



Pair



Share

I	→	my
You	→
He	→
She	→
It	→
We	→
They	→



Let's practise

Circle the right alternative.

a. Annie is listening to (his/her) favourite music.



b. The father walks (his/ her) dog.



c. Mum is reading (his/her) favourite book.




d. Annie and (his/ her) brother put the picnic basket in (our/their) car.





Let's write

The children are on picnic.



- a- Look at the picture and write five sentences to describe what the children are doing.
- b- Develop your sentences into a paragraph.
- c- Use linkers (*and / but*), punctuation marks (*. / , / ?*) and capital letters where appropriate.

.....

.....

.....

.....



Let's pronounce



Listen and say. **Circle** the repeated sound.

In the morning, Annie prepares sandwiches for the picnic.



Let's play

You're going on a picnic.

Circle the things you put in your picnic basket.

Name them.




UNIT 1

Entertaining myself

LESSON




PASS THE BALL

5



Let's get started

Look at the pictures. Label the pictures.





Let's read

1- Look at the pictures and answer the questions:

- Who are they?
- Where are they?



Comprehension questions

1- Tick (✓) the right option.

The boys are at the

park.

zoo.

beach.

.....

.....

.....

2- Read. Write TRUE or FALSE.

The boys don't like football.

.....

The yellow team kicks a goal.

.....

3- Label the pictures. Complete with the appropriate words.

win - kick - team - run - volleyball - lose

1

.....



2

.....



3

.....



4

.....



5

.....



6

.....



Let's complete the rule

Inviting

Would you like + + ?

Making a suggestion

Let's +



Let's practise

a- Complete the dialogue with the following expressions.

Would you like **or** Let's




.....to go
to the beach ?



Yes, sure !



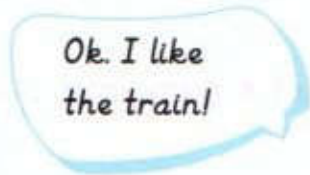
No, sorry!
I don't like the bus.



..... go by bus !



.....go to
the train station !



Ok. I like
the train!





Let's speak

- Match the sentence parts to form a dialogue. (There are extra ones)
- Enact it with your classmate.

Would you like

the zoo?

Yes, sure!

to go

to the beach?

The cinema?

near the
river?

No, sorry.
I'm tired.

Yes. Great
idea!

to the
restaurant?

No, sorry! I have
a homework.

No, I can't.
I have school.



Let's pronounce













Listen, say. Match the similar sounds.

- | | | | |
|------------------|---|---|---------------|
| <u>b</u> all | • | • | Play |
| St <u>a</u> tion | • | • | Dr <u>a</u> w |
| D <u>a</u> nce | • | • | P <u>a</u> rk |



Let's play

Match the corresponding items/things together. Write the name of the sport.

Football

.....

.....

.....

.....

What's your favourite sport? When do you play it?

Progress Check 1

TEXTS

We do different sports at school. I have two PE lessons a week. On Sunday afternoon, I usually have a match with my team in the park. We are very good at football; and we usually win. I enjoy playing matches with my friends, running after the ball and kicking it. My favourite team is Manchester United.

Tim, 13. Manchester



I am from London. My favourite activities are drawing, playing music and watching T.V. I like going on picnics, too. But I don't like fishing and dancing. On the weekends, I sometimes play tennis with my friends.

Katy, 11. London



Comprehension questions:

1- Complete the table.

Name	Age	Town	Favourite activities
.....
.....

2- Write TRUE or FALSE.

Tim can't play football.

Katy plays volleyball on the weekends.

Katy loves playing music.

3- Complete the paragraph with words from the texts:

Tim is a little boy from Manchester. At, he plays many sports. He usually has a match with his team on
Katy likes many She plays tennis with her friends.

Language

1- Circle the right alternative:

The Brown family are planning a day out. Katy wants to go to the park. (He / She) loves to play hide and seek. (His / Her) brother wants to go to the zoo. (He / She) likes animals but (her / their) parents want to go to the cinema. (He / They) enjoy watching films.

2- Complete with words from the box:

Let's / Would you like to / want to / How about

On the weekend, Paul calls Tom.

Paul: Hi Tom! How are you?

Tom: Hello Paul! I'm fine thank you.

Paul: go to the cinema?

Tom: Hmm. I don't watch a film. going to the zoo?

Paul: Good idea! meet at midday?

Tom: OK. See you!

Writing

1- Put the words in the correct order. Add a full stop (.) or a question mark (?)

- picnic / go / ~~Let~~ / on / a / 's
- Let
- ~~Would~~ / music / like / listen / to / you / to
- Would
- never / at / ride / ~~I~~ / my / night / bike
- I
- and / friends / swimming / enjoy / his / ~~Tim~~
- Tim

2- Today is Sunday. Your friends are coming to your house.

- a- You and your friends enjoy doing many activities.
- b- Write a paragraph to describe your day with your friends.

.....

.....

.....

.....

.....

Project idea

What do you do in your free time?

Make a wall poster to share your ideas with your classmates.

Answer the following questions :

- a- What's your favourite free time activity/ies?
- b- What make/s it/them special?
- c- When do you do it/them? With whom?

UNIT 2

Keeping fit

LESSON 1

I'M HEALTHY, I'M HAPPY



Let's get started

- Write the name of the food.
- Check your answers with your partner.
- Tick (✓) the **Healthy** food and cross (✗) the **Unhealthy** food.
- Share your answers with your classmates.

1



.....

2



.....

3



.....

4



.....

5



.....

6



.....

7



.....

8



.....



Let's read

1- How healthy and fit are you?

a- Individually, **circle** the option that applies to you.

1- How many meals do you eat a day?

- a. Two meals.
- b. Three meals.
- c. Four meals.

5- How many PE lessons do you have?

- a. Once a week.
- b. Twice a week.
- c. None.

2- How many fruits do you eat a day?

- a. Four or more.
- b. One to four.
- c. None.

3- How much fast food do you eat?

- a. A little.
- b. A lot.
- c. None.

4- How many vegetables do you eat a day?

- a. Four or more.
- b. One to four.
- c. None.

6- How do you go to school?

- a. I ride my bike.
- b. I walk/I go on foot.
- c. I go by bus/car.

b- In pairs, compare your answers with your classmate's. Who is healthier and fitter, you or your classmate?

c- Read the sentences. Give advice to your classmate to keep fit. Complete with **should** or **shouldn't**.

1. Eat three meals a day.

You **should eat** three meals a day.

2. Don't eat many sweets.

You **shouldn't eat** many sweets.



Let's complete the rule

Giving advice

Should +

Shouldn't/should not +



Let's practise

Look at the pictures and complete with *should* or *shouldn't*.



I'm healthy, I'm happy.



You *go* to bed late.



You *drink* lots of water.



You *eat* much fast food.



You *have* 3 meals a day.



You *brush* your teeth twice a day.



You **wash** your hands before and after eating.

2- Complete the paragraph with words or expressions from activity 1.

Hi, my name is Paul. I'm happy because I'm I never eat food and I brush my teeth. I always early.



Let's pronounce



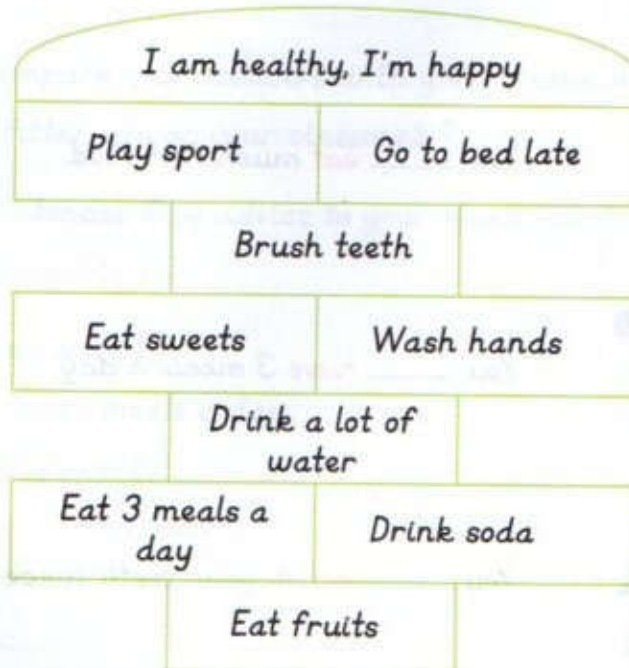
Listen, say and underline the /ʃ/ sound.

Ashley! You should eat fish then brush your teeth and wash your hands.



Let's play

1- Hopscotch: Colour the healthy lifestyle



UNIT 2

Keeping fit

LESSON

2


EAT WELL, LIVE WELL!



Let's get started

It's midday . It's lunch time.

a- Choose one of the meals. Say why.



b- Pair work: Which meal does your classmate choose? Ask him/her why.

Learner A: Why do you choose meal number.....?

Learner B: I choose it because.....



Let's Listen

- "Anna, stop eating sweets. You must eat healthy food."
- "Why? They are so good."
- "You mustn't eat unhealthy food. Those sweets are bad for your teeth".
- "Oh no! I don't want to have bad teeth. What should I do?"
- "You should eat vegetables, fruits, meat, eggs, cheese, drink much water and milk".
- "Oh, that's right, Mum. My teacher always says we must eat healthy food to feel well".



Comprehension questions

1- Tick (✓) the right option.

The dialogue is about:

- a- Playing sport to keep fit.
- b- Having breakfast to keep fit.
- c- Eating healthy to keep fit.

2- Circle TRUE or FALSE.

Anna likes healthy food.	TRUE	FALSE
The mother says Anna must eat healthy.	TRUE	FALSE
Sweets are healthy food.	TRUE	FALSE



Let's complete the rule

Expressing obligation:
 Must +
 Mustn't/must not +



Let's practise

Circle the correct alternative.

1 a- You (must/ mustn't) walk for 30 minutes a day.



2 b- You (must/ mustn't) eat fast food and cookies all the time.



3 c- You (must/ mustn't) be kind to your classmates.



4 d- You (must/ mustn't) have 3 meals a day.



5 e- You (must/ mustn't) help your neighbours.



6 f- You (must/ mustn't) drink a lot of water to keep fit.





Let's write


Develop a health poster

- a- You are in the health club.
- b- Work in groups of four.
- c- Complete the health poster with your classmates. Use pictures.
- d- Write what you must eat and what you mustn't eat to keep fit and healthy.

..... School Health Club

Eat well, live well

<p><i>You must:</i></p> <ul style="list-style-type: none">- eat meat and cheese!-----	<p><i>You mustn't:</i></p> <ul style="list-style-type: none">- drink soda!-----
--	--





Let's pronounce



Listen, say the words. Write them in the correct column.

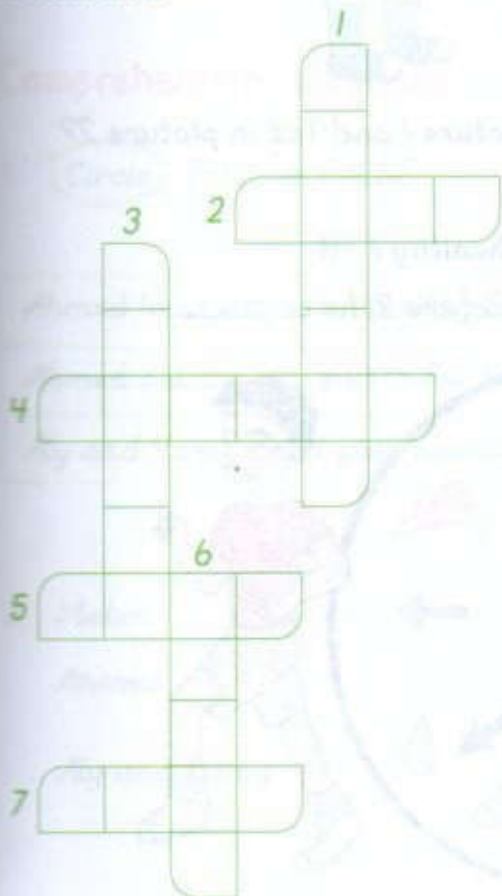
- Fit - chese - meat - hit - drink - teeth - eat - milk - feet - read -
feed - rabbit - sit

/i/		/i:/	
- <u>F</u> it	-	- <u>Ch</u> ese	-
-	-	-	-
-	-	-	-
-	-	-	-



Let's play

Crosswords



UNIT 2

Keeping fit

LESSON

3

I'M HEALTHY, I'M FIT



Let's get started

Look at the picture.

- What are the differences between Ted in picture 1 and Ted in picture 2?

Why?

- You can use the following: slim / fat / thin / healthy / fit

- Example: In picture 1, Ted is but in picture 2, he is





Let's read



Look Mum! My friend Ahmed is sad. He always plays computer games and eats fast food and sweets. He also loves doughnuts. He is getting fat. He is usually alone because he can't play with us in the playground. Look there! Aly and Ramy are happy. They sometimes play with me in the playground. They are good at running and jumping. They can play football and volleyball. They are very fit!



Comprehension questions

1- Circle TRUE or FALSE.

Ahmed likes eating unhealthy food.

TRUE

FALSE

Ahmed always plays with his friends.

TRUE

FALSE

Aly and Ramy can't play sports.

TRUE

FALSE

2- Match.

Ahmed

• doesn't play sport.

Aly and Ramy

• can stay fit.

• eats fast food

• isn't fit.

3- Match.

- 1 Fit
- 2 Jumping
- 3 Fat
- 4 Doughnuts



Let's complete the rule

Expressing ability
Can+.....
Expressing inability
Can't+.....



Let's practise

Look at the pictures and complete with *can* / *can't*.

1

a- Stella is sad because she
run.

2

b- Fiona and Robby are excited because
they dance.

3

c- Tess is unhappy because she
..... skip rope.



4

d- Lily is happy because she
..... play sports.



Happy \neq Unhappy = Sad



Let's speak

- a- Look at the picture. Max is getting fat; he can't stay fit.
b- Pair work: With your classmate, discuss and tick (✓) the things that Max **should** do to stay fit and healthy.

- 1- Eat fruit and vegetables.
- 2- Eat much bread and spaghetti.
- 3- Play sport.
- 4- Have four meals a day.
- 5- Eat much salad.
- 6- Walk for an hour every day.
- 7- Have three meals a day.
- 8- Eat less chocolate.
- 9- Drink much soda.



Let's pronounce



Listen, say. **Circle** the different word.

sweets - cheese - ice cream - crisps

egg - bread - eat - healthy

soda - doughnut - both - should



Let's play




Fit or not fit?

- Cross out (X) the unhealthy food.
- Name and write the healthy food.



.....



.....



.....



.....




.....



.....



.....



.....



.....



.....



.....



.....

UNIT 2

Keeping fit

LESSON

4


HOW ARE YOU FEELING ?



Let's get started

Look,  listen.



 Listen, mime, repeat.



Let's read



I'm not feeling well doctor ...

- Hello doctor! My name is Simon.
- Hello Simon. How are you?
- I am sad because I can't play football with my friends.
- Why can't you play with your friends?
- I have a stomachache.
- I see. Do you always eat healthy food?
- Hmm no. I usually eat fast food, cakes and sweets.
- That's why you have a stomachache. You should have three healthy meals a day!
- Ok doctor. I'm going to start eating healthy food. Thank you, doctor. Bye!
- Goodbye!



Comprehension questions

1- Who are the speakers?

a.

b.

2- Complete the paragraph with words from the conversation.

Simon calls the ① He can't play with his ② He has a ③ because he doesn't eat ④ food.

3- Look at the pictures and write sentences from the text.



a-

b-



Let's complete the rule

I a {
toothache
headache
stomachache



Let's practise

Read the mini dialogues and complete with *have/ am / are*.

- Sarah, come and have lunch!
- I can't Mum. I ① a toothache.
- Stop eating sweets all the time.



- Sorry Tom, I ② very tired.
I can't help you with the cleaning.
- It's OK, Mary.

- Stella, wake up!

- I can't Mum. I ③ a headache.

- Ok, you can stay in bed today.



- Miss, I can't stay in class.

I ④ a stomachache.

- You can go home, Olivia.



Let's speak

Pair work: Role play

a- Choose one of the following pictures.



b- Work with your classmate.

c- Enact/Role play the dialogue between you and the doctor. Imitate the dialogue in the listening.



Let's pronounce



Listen, read and underline the words where you hear the sound /k/.

Doctor! I can't keep fit. I have a stomachache and a toothache.



Let's play

Wordsearch: find 9 words.

w	o	m	l	s	x	m	e	a	l
o	g	f	l	t	t	s	q	b	o
n	g	s	p	o	r	t	f	i	s
d	y	m	l	m	b	m	i	k	h
e	t	u	i	a	r	e	n	k	j
p	j	d	z	c	g	r	s	e	b
t	o	o	t	h	a	c	h	e	e
y	f	c	c	a	x	a	g	p	m
h	v	t	k	c	z	n	y	n	e
l	n	o	s	h	e	l	u	w	a
q	d	r	a	e	p	a	q	j	t

UNIT 2

Keeping fit

LESSON

HOW TO STAY FIT

5



Let's get started


Look at the picture and answer the question.

What can he do to stay fit?

-
-
-

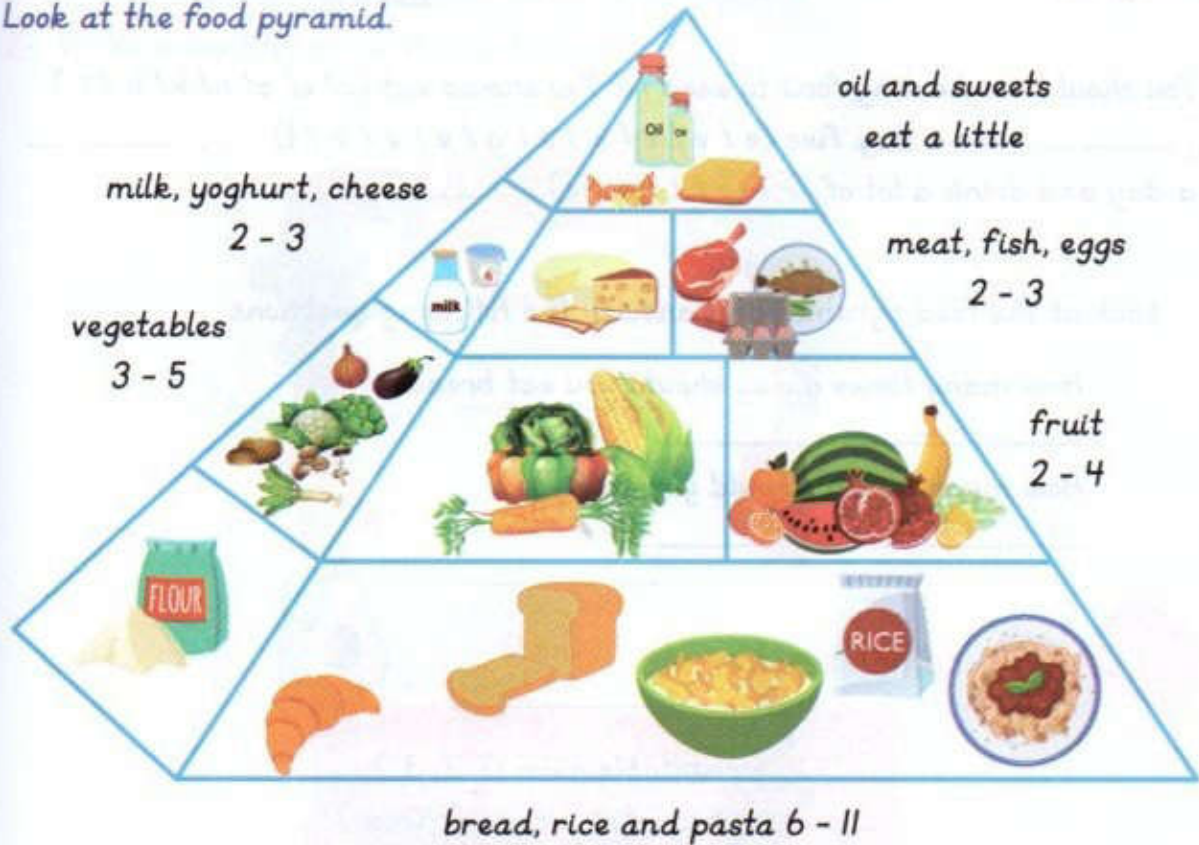


Look at the plate. What is there for the meal?



Let's read

Look at the food pyramid.



Comprehension questions

1- Tick (✓) the correct option.

In the food pyramid, we have all types of

a. foods and drinks.

b. milk and oil.

c. vegetables and fruits.

2- Read, write TRUE or FALSE.

a. It is good to drink a lot of water.

.....

b. We must eat a lot of fruits and vegetables.

.....

c. We shouldn't eat chicken.

.....

3- Look, read the Food Pyramid and reorder the letters to complete the paragraph.

You should eat healthy food to keep fit. You should eat (c/ e/ c/ n/ k/ h/ l)

① once a day, five (e/ v/ t/ a/ s/ g/ e/ e/ b/ l) ②
a day and drink a lot of (r/ w/ t/ a/ e) ③

4- Look at the food pyramid and answer the following questions

- How many times a day should you eat bread?

-

- How much butter should you eat?

-



Let's complete the rule

..... + countable noun (1, 2, 3...)

..... + uncountable noun (cheese)



Let's practise

5- Complete the dialogue with *how many* / *how much*.

a- fruits and vegetables should you eat a day?

- 5 a day.

b- water should you drink?

- A lot.

c- sweets should you eat in a week?

- One or two.

d- soda should you drink?

- A little.



Let's write

1- Look at the food pyramid.

2- Write a healthy menu for each other.



Let's pronounce



Listen, say and **circle** the different word.

ice-cream - rice - juice - once



Let's play

Help Ted get fit.

- Put a tick (✓) under the healthy food.

Progress Check 2

LISTEN, READ.

Linda: Hi there, Sarah!

Sarah: Linda! Hi! Where are you going?

Linda: I'm hungry. I'm going to buy a burger. I need to go back to school quickly!

Sarah: Well, Linda, that's not a healthy meal. What about going to the supermarket? You can find all kinds of food there.

Linda: Good idea, Sarah.

Sarah: Let's go.

Linda: Wow! This supermarket is very big! Look at all the fruits and vegetables! I should eat more vegetables.

Sarah: Good idea, Linda. You must eat more vegetables like lettuce, tomato, onions...

Linda: Oh, look at the ice creams and doughnuts there! I love them!

Sarah: Oh, Linda, let's buy fresh apples, strawberries, lettuce and tomato, and leave!

Comprehension questions:

1- Tick (✓) the right option.

Linda and Sarah are at the:

a. greengrocer's.

b. doctor's.

c. supermarket.

2-  Listen, complete.

Vegetables	Fruits
a.	a.
b.	b.
c.	

2- Write True or False.

a. Sarah is hungry.

.....

b. Linda doesn't want to go to the supermarket.

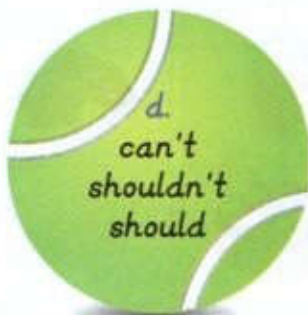
.....

c. Linda loves doughnuts.

.....

Language

1- Circle the correct word or expression in each tennis ball to complete the sentences below to stay healthy.



a. Playto keep fit.

b.your bike to school.

c. Don't eat sweets, they are.....your teeth.

d. Youdrink milk.

e. Youeat fast food.

f.for an hour a day.

2- Complete with the correct words from the box. (There are two extra words!)

by - his - breakfast - dinner - seek - her - lunch - After

Paul gets up early in the morning, has a shower, gets dressed and has ① He usually has bread with butter and coffee. Then, he goes to school ② bus. At midday, he has ③ at school with his friends. They sometimes have pizza and soda. ④ the lessons, they play hide and ⑤ In the afternoon, Paul goes home. He has dinner with ⑥ parents.

Writing

1- Match one part in A with one part in B to make correct sentences. There is an extra part in B.

A

1. Lina eats lots of fruit and vegetables.
2. For lunch, she has rice with chicken.
3. She drinks lots of water because
4. She rides.

B

- a. or fish and salad.
- b. it is good for her.
- c. to stay healthy.
- d. her bike to school.
- e. fresh juice for breakfast.

Answers

1. +
2. +
3. +
4. +

2- Reorder the words to get correct sentences.

a. his/Sunday/Grandpa/fishing/on/. /and/go/friend/

.....

b. computer/enjoys/. /games/He/playing/

.....

c. eat/vegetables/Does/?/fresh/she/

.....

d. three/day/They/. /have/a/should/meals/

.....

e. free/?/your/activity/What's/time/favourite/
.....

2- Reordering.

a. Reorder the letters to get correct words.

a/e/e/l/s/e/v/s/g/b/t

V.....

l/u/y/a/n/h/t/h/e

U.....

u/s/d/h/o/l

S.....

t/l'/s/t/u/m/n.

M.....

a/s/h/h/e/c/c/m/a/o/t

S.....

c/e/u/b/a/e/s

B.....

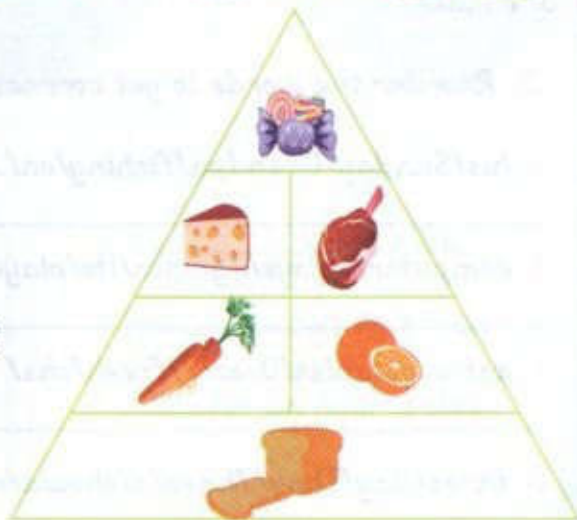
b. Write the words in sentences.

1.
2.
3.
4.
5.
6.

Project idea

Let's get healthy

- Record/Write/take pictures of 1 week of your meals' menus.
- Draw your food in the **Food Pyramid Poster**.
- Classify the food into healthy and unhealthy.
- Tell your classmates how healthy you are, give the reasons.



UNIT 3

Having fun in the seasons

LESSON

THE FOUR SEASONS

1



Let's get started

➤ Look at the pictures.

➤ How many seasons are there in a year?

- Name them.

- Write them in their appropriate spaces.

➤ How many months are there in a year?

- Name them.

- Write them in their appropriate spaces.



.....
.....
.....

.....
.....
.....

.....
.....
.....

.....
.....
.....

2- Look at the pictures:

a- Look,  listen and read.



Wind



Sun



Snow



Fog



Rain



Cloud

b- Complete the words with the missing letters.

- i - d y

cl - ud -

f - g - y

s - ow -

s - n - y



Let's complete the rule

Adjective = Noun +
Cloud + y = cloudy



Let's practise

1- Look, write and enact.

Learner A: What's the weather like in picture 1?

Learner B: It's sunny.



1. It's sunny.

2.

3.

4.

5.

6.

2 Complete with words from the box.

year / sunny / winter / rainy / hot / spring

Alex: What's the weather like today?

Jim: It's ① Do you like ②?

Alex: Yes, I do. I enjoy walking under the rain as I have a new umbrella.

Jim: I like ③ because it's ④ and I can play outside.





Let's speak

What's your favourite season?

- a - Work in groups of four.
- b - Ask each other about your favourite season.
- c - Complete the table.
- d - Share with your classmates.

Example: Amal likes winter because it's cold and snowy. She likes playing with snow.

Name	Favourite season	Why
.....
.....
.....
.....



Let's pronounce



Listen, say and circle the words where you hear /s/ sound.

Underline the /s/ sound.

bicycle / summer / September / December / cloud / ice-cream / sun / October

Let's play

a- Colour the months using the same colour as their corresponding seasons.

b- Read them.

January	December	May	April
February	Winter	Spring	March
September	Autumn	Summer	June
October	November	July	August

UNIT 3

Having fun in the seasons

LESSON

2


HAVING FUN IN SPRING



Let's get started

Look at the picture and answer the questions.

- Where are the children?
- What are they doing?
- What's the weather like?





Let's read



----- says: "I'm the fun season. In March, April and May, the sky is blue and clear. The sun is shining and the air is warm. I'm the season of new life. Next year when I come, there will be flowers and green trees everywhere. Many animals will have their babies. Children will play outside. They will fly kites or swing. They will catch butterflies. People will go on picnics. They will enjoy playing on the green grass, collecting beautiful flowers and sitting under the trees."

...

Comprehension questions

1- Which season is talking? Colour the correct answer. Complete the blank in the text


Summer

Winter

Spring

Autumn

2- Read and complete with words or expressions from the text.



3- Read the text and complete the paragraph

Next spring, the grass will be ①, the ② will be warm and the children will catch ③



Let's complete the rule

Future

I/You/He/She/It/We/They + + verb

Future words and expressions

Tomorrow / Next year / Next spring / Next month / Next week...



Let's practise

Put the verbs in the simple present or in the future.

These are the last days in winter. Spring (be) here Next week.
The weather (be) lovely and warm. I (go)
on a walk with my dog in the beautiful park. Spring (be)
my favourite season. I (love) spring!



Let's write

Write a post on your school blog about a beautiful spring day.

- Describe the weather.
- Where you will go and with whom.
- What you will do.



Let's pronounce



Listen, say and **circle** the words where you hear the sound /ð/ like "the."

weather / three / with / think / healthy / them / this / mother / thanks



Let's play

Make three words with the letters on each of the flowers.







UNIT 3

Having fun in the seasons

LESSON

3

HAVING FUN IN SUMMER



Let's get started

Look at the picture. Answer the questions.

- Where are the children?
- What are they doing?
- What's the weather like?
- Guess the season.





Let's read



-----says: I'm the season of hot weather with much sunshine. In June, July and August, the days are longer than in spring. Next year when I come, people will wear T-shirts, shorts, skirts, dresses and swimsuits. Children will be on holidays. They will not go to school. They will have many outdoor activities, instead. They will go to the beach and have fun. They will swim, play volleyball, and build sandcastles.

...

Comprehension questions

- 1- Who's talking? Complete the blank in the text.
- 2- Match with the correct answer.

- In summer, the weather is
 - warm
 - hot
- In summer, people go to
 - the beach
 - school
- People build sandcastles at
 - the park
 - the beach

- 3- Read the text and name the clothes.



4- Complete the paragraph with words from the text.

• Summer is from June to August. In this season, the weather is

- ① Children stay at home because they are on
② but they sometimes go to the ③ to
swim and build sandcastles.



Let's complete the rule

Future

will +

will not/ +



Let's practise

Complete the paragraph with *will* or *will not*

Kate: Hi Simon! Let's go to the beach next weekend!

Simon: Hello Kate! Sorry I can't. I ① go to my
grandparents' house next weekend.

Kate: So, we ② go this weekend. We ③ go there on
Saturday.

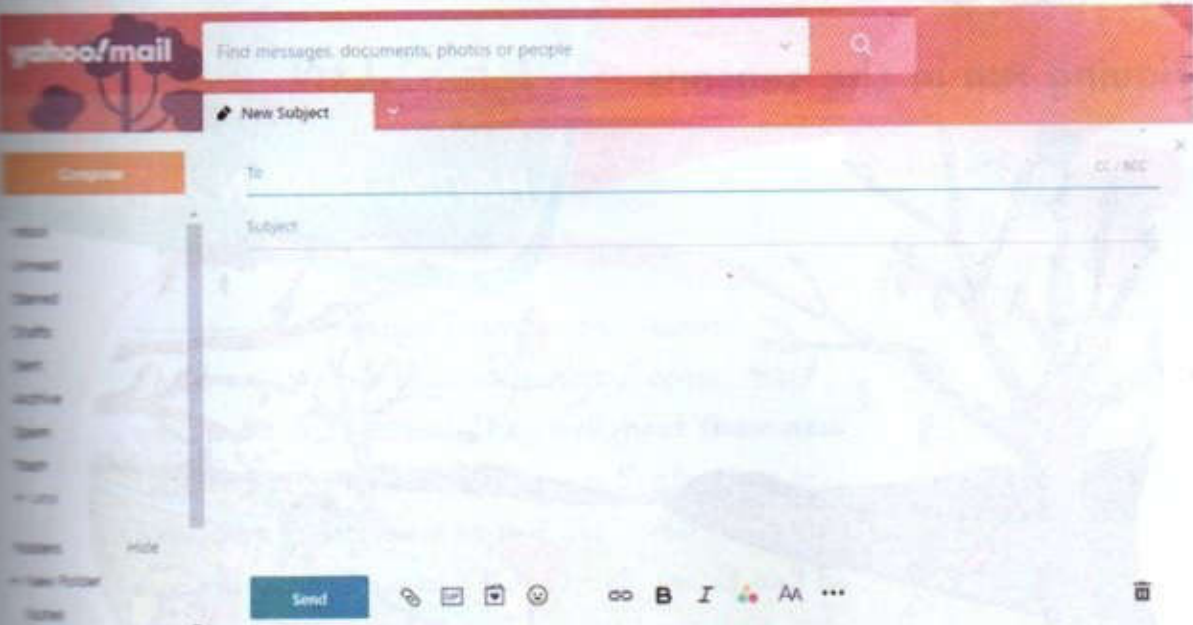
Simon: Ok, but I ④ come alone. I ⑤ come
with my cousin Pat.



Let's write

Write an e-mail to your friend to describe your day at the beach. Tell him/
her:

- What you wear.
- Who you go with: family/ friends ...
- What activities you do at the beach.



Let's pronounce

 Listen, say and **circle** "S" or "D".

season

beach

S D

eat

weather

S D

meat

wear

S D

please

read

S D



Let's play

Spot the differences: Find six differences between the two pictures.



UNIT 3

Having fun in the seasons

LESSON

4

HAVING FUN IN AUTUMN



Let's get started

Look at the pictures. Answer the questions.

- Where are the children going?
- What's the weather like?
- Guess the season.



Let's read



-----says: I am a cool season!
Children love me because when I come, they will go back to school. They will meet their new teachers and classmates. From September to November, the weather will get cooler than in summer. The days will be shorter, too. It will be cloudy and windy. The trees will be yellow and brown, and their leaves will fall. Children will draw these trees with their Art teachers. They will play with their kites and enjoy seeing them flying high in the sky.

...

Comprehension questions

1- Who is the speaker? Complete the blank in the text.

.....

2- Write sentences from the text that describe the pictures:



a-



b-

3- Write TRUE or FALSE.

- When autumn comes children are on holidays.

- The weather is hot and sunny in autumn.

- The days in summer are shorter than in autumn.



Let's complete the rule

Comparing

adj + + than

cold + = than



Let's practise

Circle the correct option.

a- Summer is (hotter/colder) than winter.




b- April is (colder/hotter) than August.



c- Summer is (warmer/colder) than autumn.



⇒ The tortoise is (slower/faster) than the rabbit.



e- Mary's hair is (longer/shorter) than Suzy's hair.



Let's speak

Role-play

- Ask each other about your favourite activities in autumn.
- Swap roles

Learner A: What are your favourite activities in autumn?

Learner B:

Learner A: Why do you like?

Learner B: I like because



Let's pronounce















Listen, **circle** the silent letter in each word. Say the words.

autumn / who / where / castle / listen / write / Wednesday / when



Let's play

Colour in brown the words related autumn.

 <p>Windy</p>	 <p>Warm</p>	 <p>Spring</p>
 <p>November</p>	 <p>beach</p>	 <p>cloudy</p>
 <p>Sunny</p>	 <p>Yellow trees</p>	 <p>June</p>
 <p>October</p>	 <p>Short days</p>	 <p>hot</p>

UNIT 3

Having fun in the seasons

LESSON

5

HAVING FUN IN WINTER



Let's get started

Look at the picture. Answer the questions.

- What's the weather like?
- Guess the season.
- Do you want to be with the children? Why? Why not?





Let's read



----- says: I'm the wet season. I'm from December to February. I come between autumn and spring. When I arrive, the weather becomes colder and in some places a lot of snow falls. Plants and trees stop growing.

Some animals like rats and bears find places to hide and sleep.

During the winter holidays, children stay at home. They play fun games. They sit around their grandparents or parents and listen to stories. They also watch films or listen to music. When they go out, the children put on warm clothes like sweaters, jackets, socks and gloves. On snowy days, they put on their winter hats, boots and coats. They go out to play in the snow. They throw snowballs at each other or make a snowman.

I'm the year, you're all wonderful seasons and you are my lovely children.

Comprehension questions

1- Who is the speaker? Complete the blank in the text.

.....

2- What's the weather like in winter? Write three sentences to describe it.

a -

b -

c -

3- Complete with words from the story

Families like ① very much. They play ② games.

They wear ③ clothes. Children ④ at home.

3- Read the text and name the clothes.



Let's complete the rule

Activity
Verb +



Let's practise

Label the activities that you can do in winter.



Let's write

Complete this post and share it with your school mates:

For me, winter is the best season because

.....

.....

.....


.....

Write about

the weather - the activities - what you do on holidays - the clothes you wear - favourite sport ...



Let's pronounce

1-  Listen, say and **circle** "S" or "D".

gloves

mother

S D

snow

coat

S D

play

hat

S D

healthy

sweater

S D

skate

family

S D

2- Read the text again. Complete with words having similar sounds. Say them.

Season:

Play:

Cold:



Let's play

How many things can you find in these pictures that begin with the letter "S" like "season"?



Progress Check 3

THE TEXT

Hi, I'm Fatma. In my country there are four seasons: winter, spring, summer and autumn. Each season is three months long. It is usually wet and windy in winter but there are some sunny days. Spring is my favourite season. The weather is warmer than in winter. It sometimes rains in April, but May is warm. The gardens and parks look beautiful with green trees and colourful flowers. Birds sing and animals look for food after a cold winter. Summer starts in June and the weather becomes very hot. Schools are closed and children are on holidays. Then comes autumn, the weather gets cooler and children get ready to go back to school.

Comprehension questions:

1- Tick (✓) the correct option.

The text is about:

- a- The four seasons.
- b- Gardens in spring
- c- Fatma's favourite season

2- Read and complete.

Season

.....
.....
.....
.....

Weather

.....
.....
.....
.....

3- Write TRUE or FALSE.

a- It is always rainy in winter.

.....

b- In autumn, children are on holidays.

.....

c- The best season for Fatma is spring.

.....

Language

1- Complete with the appropriate words from the box. There are two extra words.

warm / cold / singing / dancing / brown / cloudy / hot

There are four seasons in a year. Winter is very ①..... The sky is grey and ②..... It sometimes snows. The grass is ③....., and there are no flowers. In March, the weather changes. It becomes ④..... The flowers grow, the trees and the grass get greener. The birds fly high in the sky ⑤..... beautiful songs.

2- Put the verbs in parentheses in the simple present, present continuous or future.

Look at the children, they **are** in the classroom. They (**study**).....
Next week, they (**be**)..... on holidays. They (**stay**)..... at home, watch TV and play computer games. They love holidays.

3- **Circle** the correct option.

It's mid-September. It's (**winter** / **spring** / **autumn**). This is the time of the (**year** / **week** / **day**) when children go back to school. The days are shorter. (**Winter** / **Spring** / **Autumn**) is after winter and before summer. In summer, when the days are (**cold** / **hot** / **warm**), children enjoy (**play** / **playing** / **to play**) on the beach.

Writing

1- Reorder the letters to make correct words.

l/o/d/H/y/s/l/a

u/e/r/m/S/m

r/o/d/C/e/l

a/y/i/n/R

i/g/n/g/S/n/l

n/y/o/S/w

2- Reorder the words to make correct sentences.

a. with / winter / play / . / will / Next / snowballs / she /,

.....

b. wearing / . / The / winter / are / clothes / children

.....

c. making / We / sandcastles / . / enjoy

.....

d. longer / Summer / are / holidays / . / holidays / than / winter

.....

e. the / ? / like / What / today / weather / 's /

.....

3- Complete the ID card of your favourite season.

Name :

From to

Duration :

Activities :

Clothes :

Food :



Project idea

- Create an information poster about seasons:

- o The weather in each season.
- o The activities you do in each season.
- o Your favourite season. Why?

- Make up a story about seasons:

1. Draw pictures for each season.
2. Write one or two sentences for each picture.
3. Show your picture story and tell your classmates about it.

UNIT 4

Caring

LESSON

LET'S HELP EACH OTHER

1



Let's get started

1- Look at the pictures and answer the questions:

- Who are they?
- What are they doing?





Let's Listen



Listen and answer.

Who does what at home?



2- Reorder the letters to get correct words.

1 

r - c - a - e

.....

2 

p - l - h - e

.....

3 

s - w - a - h

.....

4 

L - o - a - k - f - o - e - r - t

.....



Let's complete the rule

Possessive adjectives

- I - My
- You - Your
- He -
- She -
- It -
- We -
- They -



Let's practise

Complete the dialogues with words from the box.

my / his / her / our / their / your

- Does ① father cook for you at home?
- No, he doesn't. ② mum does and you?
- Yes, he loves cooking.

- Sam, Alex come and play hopscotch with us tomorrow!
- Sorry, we can't. We will go to ③ grandparents' house. We will clean ④ garden.

- Where are Sue and Ted?
- Sue is in ⑤ room and Ted is playing with ⑥ cat.



Let's speak



Think



Pair



Share

How much do you help your family?

a- Tick (✓) the option that applies to you.

	Always	Sometimes	Never
I wash the dishes.			
I help my father in the garden.			
I help mum prepare food in the kitchen.			
I look after my grandparents.			
I clean my pet's house.			
I help my little brother/sister with his/her homework.			
I tidy the living room.			
I make my bed.			

b- In pairs, compare your answers with your classmate's answers. Who helps more in the house, you or your classmate?

Make sentences similar to the ones below:

- * I always make my bed, but my friend never does.
- * My friend and I sometimes wash the dishes




Let's pronounce



Listen, say and write the words in the correct column.

House - hour - home - happy - hopscotch - where - school - should - help -
homework - dishes

I can hear "h" 	I can't hear "h" 
House	Where



Let's play

Find as many words as you can beginning with the letters provided.

C lean

A lphabet

R un

E ye

UNIT 4

Caring

LESSON

SHARING IS CARING

2



Let's get started

Look at the pictures and answer the questions.

- Who are they?
- Where are they?
- What are they doing?





Let's read

yahoo!mail Find messages, documents, photos or people

New Subject

tunisia.aly@yahoo.com

To: A new friend

Dear Aly,

I hope you are doing well. My name is Mitaako. I am from Kigali, the capital of Rwanda. Kigali is the cleanest city in Africa. On the last Saturday of each month, people in Kigali come together to clean up their city. People in the neighbourhood are nice and helpful. Mr. Shema always shares food and clothes with the poor families. Mrs. Neza helps Mr. Ngabo to go to the hospital because he can't go alone. He is the oldest man in our neighbourhood. I sometimes help the youngest pupils cross the street and other times I help them with their homework. What about you and your neighbourhood?

Yours,
Mitaako.

Comprehension questions

1- Tick (✓) the correct option.

The text is

an sms

an e-mail

a Facebook post

2- Complete the table with information from the text.

Sender:

Name
Country
Lives in

Receiver:

Name

.....

Country

.....

3- Write sentences from the text to describe the pictures.



a-



b-



c-



Let's complete the rule

The superlative

..... + adj +

..... + clean + =



Let's practise

Put the words in parentheses in the correct form. Follow the example.

1- Ngabo is **the (old) oldest** man in the neighbourhood.



2- The living room is **the (large) ①**..... room in the house.



3- Summer is the (hot) ② season.



4- Winter is the (cold) ③ season.



5- My friend Celia is the (nice) ④ person I know.



6- Mitaako is the (tall) ⑤ pupil in her class.



7- Zula is the (smart) ⑥ pupil in the class.



8- February is the (short) ⑦ month in the year.

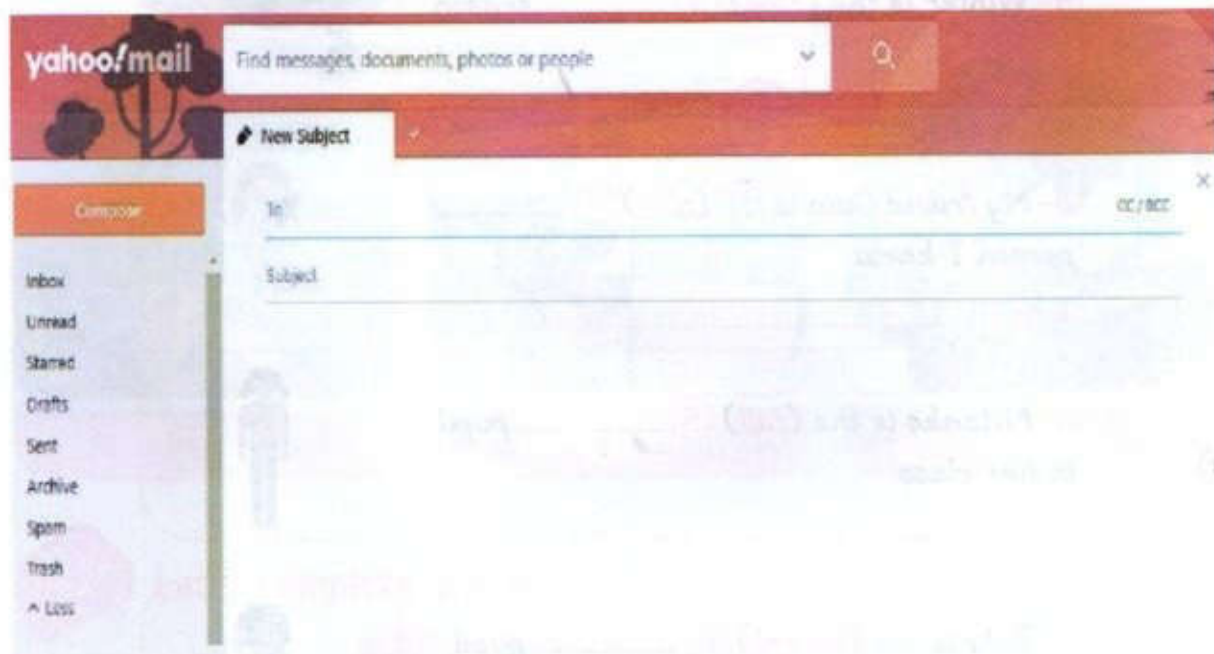


Let's write

You are Aly. Write back to Mitaako to tell her about your neighbourhood.

- The activities you do in your neighbourhood.
- How you help in your neighbourhood.

You can use the following verbs:
help / take care / clean / share / give / visit ...



Let's pronounce



Listen, say and cross the different word.

all - about - talk - always - wall

call - man - tall - ball - small



Let's play

Boardgame

Start

Clean the neighbourhood



Help the children cross the street



Give clothes to the poor



Go back two steps

Invite the neighbours

Go forward three steps

Share food



Finish



Let's get started

Look at the pictures. Answer the questions.

- Who are they?
- What are they doing?





Let's read

In a village, all the people think their work is the most important!

I teach pupils and help them to learn.



Builder

I build houses for people to live in, schools for pupils to learn in, shops for people to shop in.



Teacher

I make furniture for your houses and schools.



Carpenter

I play video games. I participate in many competitions.



Gamer

On my farm, people can get vegetables, eggs, milk and meat.



Farmer

I go to school and study to become a teacher, a builder, a doctor, a farmer, a carpenter...



Pupil

All jobs are important. We are stronger together! But everyone has to be a pupil first!



Comprehension questions

1- Read the bubbles. Complete the table.

Who	What he/ she does
farmer
.....	makes furniture
.....	builds houses and schools
teacher

2- Complete the sentence with one word from the text

The people in the **last picture** agree that all jobs are



Let's complete the rule

Verb + = Noun

Example : Farm + =



Let's practise

Complete with the correct word. Sentence "a" is an example.

- Zeineb writes stories for children. She is a writer.
- He builds houses. He is a
- She teaches children in a primary school. She is a primary school
- He bakes bread in the bakery. He is a
- Laura drives the school bus. She's a
- All the boys in our class play football. They're football
- Raeed plays a lot of video games. He's a

Comprehension questions

1- Read the bubbles. Complete the table.

Who	What he/ she does
farmer
.....	makes furniture
.....	builds houses and schools
teacher

2- Complete the sentence with one word from the text

The people in the **last picture** agree that all jobs are



Let's complete the rule

Verb + = Noun

Example : Farm + =



Let's practise

Complete with the correct word. Sentence "a" is an example.

- Zeineb writes stories for children. She is a writer.
- He builds houses. He is a
- She teaches children in a primary school. She is a primary school
- He bakes bread in the bakery. He is a
- Laura drives the school bus. She's a
- All the boys in our class play football. They're football
- Raeed plays a lot of video games. He's a



Let's speak


- Individually, choose a job.
- In groups, discuss how you help people in your neighborhood with your job.

My Job	What I do
Painter	Paint house walls
Butcher	Cut meat Sell meat
Baker	Bake bread, cakes, cookies, ... Sell bread, cakes, cookies, ...
Cook	Prepare meals: breakfast, lunch, dinner
Policeman	Help people Protect people Catch bad people
Waiter	Bring food to people in the restaurant Bring the bill at the end of the meal Clean the tables
Vet	Help sick animals




Let's pronounce

Follow the words with the /k/ sound. Find your way out of the maze!

Start 

teacher	can	school	each
think	job	carpenter	driver
work	correct	baker	farmer
clever	happy	doctor	sick

Exit 



Let's play

Guess who I am. Match with the correct picture.

- I wear a uniform
- My uniform is white
- I work in a hospital
- I help sick children.

I'm a

- I wear a uniform
- My uniform is white
- I work in a school
- I help children study.

I'm a

- I don't work
- I stay at home
- I look after my family
- I'm a woman.

I'm a

- I work in a shop
- I sell meat
- I wear a white uniform
- I work on weekends

I'm a

- I play sports
- I use my feet
- I play with a ball
- I play with a team

I'm a

- I don't work at home
- I don't wear a uniform
- I grow fruits
- I grow vegetables

I'm a



UNIT 4

Caring

LESSON

CARING FOR MY SCHOOL

4



Let's get started

Let's keep our school clean and nice. Complete with the correct words from the box.

desks - floor - classroom - walls - plants - basket



Let's Listen



Comprehension questions

Tick (✓) the correct title for the text:

- a- Let's clean the school
- b- Let's have a party at school
- c- Let's go back to school.

1- Read. Write TRUE / FALSE.

- a- One class will clean the school.
- b- The students are going to their school on the weekend.
- c- The teacher cleans the blackboard.

2- Complete with the activities from the text.

Name	Charlie	Shirly	Shane	Chad	Sarah	Tom
Activity

3- Complete the sentence:

Caring for the school is **the responsibility** of

- a. one student
- b. a group of students
- c. all the students



Let's complete the rule

Future

..... +

Negative

Will not / won't +



Let's practise

Complete with **will** or **will not**:

- Hi Janel How are you?
- Hi Faith! I am good. What about you?
- I am excited. Tomorrow we ① clean our school. Do you want to help us?
- Yes, sure. I ② come. I ③ tidy the desks but I ④ wash the windows.
- Ok, I ⑤ clean the walls but I ⑥ paint them. I ⑦ write the classroom rules on a big paper to keep our school nice and clean.



Let's write

Work in groups. Write 5 rules to keep your classroom clean.

1. Write a title: Classroom rules.
2. Draw the pictures.
3. Write a rule for each picture.
4. Present your work to your classmates

You can use these words

must, mustn't

clean/ tidy/ wash/ paint/ collect/ plant/ water



Let's pronounce



- a- Listen and say.
- b- What is the repeated sound?
- c- Underline it in each word.

Charlie likes chicken, chips, cheese and chocolate

Shirly finishes washing shirts, shoes and shorts.



Let's play

Complete and say.

	Tea -- er		-- oes
	-- lp		-- air



Bea --



Kit -- en



Bru --



Fi -- ing



Di --



Wat --

UNIT 4

Caring

LESSON

CARING FOR MY PET

5



Let's get started



Listen and write the names of the pets.



.....



.....



.....



.....



.....



.....



Let's read

Dad, I want to have a dog please!



OK, before that, let's see on the internet how to take care of a dog.

How to Take Care of a Dog (with 12 steps)

wikiHow.pet/Take-Care-of-a-Dog

How to Take Care of a Dog

- 1- Give your dog healthy food.
- 2- Give food to your dog twice a day.
- 3- Don't give your dog people food.
- 4- Give your dog water every day.
- 5- Take your dog to the vet when he is sick.
- 6- Brush your dog.
- 7- Walk your dog every day.
- 8- Always play with your dog.
- 9- Be kind to your dog.
- 10- Don't hit your dog.
- 11- Give your dog a bath once a week.
- 12- Clean the dog house every day.

Comprehension questions

1- Read and tick (✓) the correct option.

- a. Don't be nice to your dog.
- b. Don't give too much food to your dog.
- c. Give your dog water twice a week.
- d. Take your dog to the park every evening.
- e. Clean the dog house once a month.
- f. Play with your dog in the garden.
- g. Give your dog cake and chocolate.
- h. Wash your dog once a week.

2- Complete the paragraph with words from the text.

Adam loves his dog Max. Every day, he takes him for a ① in the park. He gives him food ② a day. He cleans his ③ three times a week.

When his dog is sick, Adam takes him to the ④



Let's complete the rule

The imperative
Close the door.
Prohibition
Don't +



Let's practise

Put the verbs in the right form.

e.g. (close) *Close* the door please!

e.g. (write) *Don't write* on the classroom wall!

(play) ① with the knife!

(be) ② on time!

(brush) ③ your teeth before going to bed!

(read) ④ a book every week!

(play) ⑤ computer games before going to bed!

(be) ⑥ polite to your teachers!

(eat) ⑦ healthy food every day!



Let's write

You have a pet (cat/ dog/ rabbit/ fish/ tortoise...).

a- Write a note to tell your friends about how you take care of your pet.

b- Share it on the school bulletin board.

Use the following words:

wash - food - walk - brush - clean

Use imperatives and prohibitions





Let's pronounce



Listen, say and write the words in the correct column.

day / why / cry / May / July / say / they / buy / dry / tie / grey / play / fly

Day	Why
a-	f-
b-	g-
c-	h-
d-	i-
e-	j-
	k-



Let's play

Circle all the words and find the secret word. "i" is the letter number four in it

d	o	g	c	f	i	s	h
b	p	l	a	y	a	d	m
r	r	j	u	l	y	a	a
u	s	n	o	w	y	y	y
s	a	n	i	m	a	l	s
h	p	i	c	n	i	c	i
w	a	l	k	n	b	h	t
g	o	o	d	h	u	i	o
c	o	l	d	i	t	t	g

Progress Check 4

THE TEXT

Hello, I am Alex and this is my friend Peter. He is my neighbour. Every day, we go to school together. I sit next to him in the classroom. At lunch, we share the food in our lunchboxes. Peter always brings healthy food and tells me to stop eating sweets.

In the evening, Peter usually comes to my home. We help each other with the homework. He helps me with Maths, and I help him with French.

On the weekends, we play sports together. Peter can't run or jump because he is in a wheelchair. But we usually play basketball on the weekends. He is a good basketball player. Usually, our team wins the match thanks to Peter.

Comprehension questions:

1- Tick (✓) the right option.

The text is about:

- a. Two brothers caring for each other
- b. Two friends caring for each other
- c. Two sisters caring for each other

.....
.....
.....

2- Circle TRUE or FALSE

Alex can't walk.

TRUE

FALSE

Alex's house is next to Peter's house.

TRUE

FALSE

Peter is good at French.

TRUE

FALSE

2- Read the following sentences and match with the correct picture.

She wins the match



We share food



Language

1- Put the verbs in parentheses in the future (affirmative or negative form).

Tomorrow is Sunday, we (have) ① class. so, I (go) ② on a picnic with my friends. We (take) ③ the bus. But Lily (come) ④ with us because she is sick. She (stay) ⑤ at home with her family. On Monday, she (visit) ⑥ the doctor.

2- Complete with the appropriate words from the box. there is one extra word.

rainy - neighbours - sunny - grandparents' - come - together

Jack is on holidays. He's in his ① house with his mother and his two older sisters, Elizabeth and Sarah. James and Conor are their ②

Every morning, the children play ③ in the garden. They swing, play football or hopscotch.

Today, it is very ④ and the children can't go outside.

Anna asks Jack, Elizabeth and Sarah to ⑤ to their house to play computer games.

Writing

1- Reorder the letters to get correct words

a. u/g/a/n/c/r

b. c/l/s/k

b. a/l/r/n/e

b. b/b/a/o/a/l/k/r/d/c

b. o/p/m

2- Complete with the missing letter.

Fri_nd	Heal_hy	Play_round	Ga_den
Fis_	Mo_her	Cl_an	Aftern_on

3- Read the information below and write a paragraph to introduce the pet.

Pet: Cat

Name: Lily

Age: 3

Description: cute

nice / dark /
brown / white /
quiet / funny

Food: fish,
chicken,
milk



Project idea

Create your own caring diary:

- How you show care to your family / your friends / your pet / your school.
- Draw pictures/cut and paste/make a collage, etc.
- Write a short paragraph.

UNIT 5

Celebrations

LESSON

CHILDREN'S DAY

1



Let's get started

Look at the picture. Answer the questions.

- Who are they?
- Where are they from?
- Reorder the following letters to give a title to the picture. The title has two words:

d / 's / h / n / C / l / e / r / l /

.....

a / D / y /

Day



- When do we celebrate it in Tunisia?
- How often do we celebrate it?
- Do we celebrate it at school? Is it a holiday?



Let's speak

Every child has rights. Label the pictures with the appropriate rights from the box.

Right to clothing and home - Right to education - Right to a name -
Right to life - Right to love and care - Right to health - Right to play





Let's complete the rule

I / You / We / They + have the right +
 He / She / It +the right +




Let's practise

Group work.

a. In groups of 4, look at the pictures on the balloons and guess the children's rights. Complete the missing ones.

As a child, I have the right to...



b. It's Children's Day. Complete the bubble.

I like Children's Day because

.....

On Children's Day I:

1-
 2-
 3-

Language support

Verbs	Adjectives	Nouns
celebrate / have fun / play / enjoy / dance / sing / draw / colour / eat / drink...	happy / funny / nice / lovely / kind / best / great / wonderful / beautiful...	park / restaurant / school / parents / family / classmates / teachers...

Example: I like Children's Day because I have a lot of fun at school.

Let's pronounce



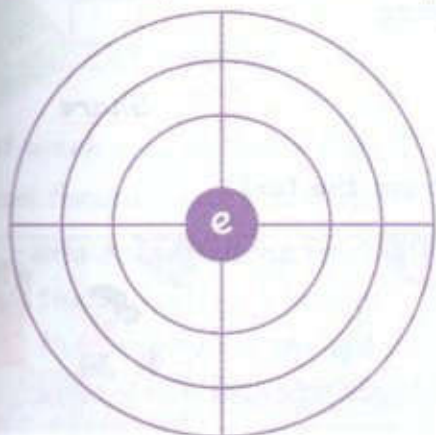
Listen, say. Cross the different word.

life - right - sick - child
love - colour - father - funnny
eat - great - celebrate - classmate

Let's play

Word wheel

Look at the pictures and complete the word wheel. All the words end in "e".




UNIT 5

Celebrations

LESSON

MOTHER'S DAY

2



Let's get started

Look at the picture. Answer the questions.

- What is the boy giving to his mum?
- Why? What is the occasion?



Let's Listen

Comprehension questions

1- Tick (✓) the correct option.

The speakers are:

- a- a teacher and a student.
- b- a mother and her child.
- c- two friends.

2-



Think



Pair



Share

Label the pictures with the appropriate words from the text.



3- **Circle** TRUE or FALSE.

a- Mother's Day is today.	TRUE	FALSE
b- Sam bought a handbag for his mum.	TRUE	FALSE
c- Andy and his family went to the restaurant on Mother's Day.	TRUE	FALSE



Let's complete the rule

.....
 Last month } + verb in the
 Two days ago }

Infinitive	Simple past
buy
.....	wrote
prepare
.....	did
have
be
.....	loved



Let's practise

a- Complete with the correct verbs from the box:

bought - wrote - prepared - helped - had

1. Yesterday, the Winstons a picnic in the forest.
2. Last week, I an e-mail to my cousin.
3. Last month, my parents a new car.
4. Last year, our neighbours us clean our garden.
5. Three days ago, Ally and Tim cookies for their brother's birthday.



Let's write

Last week was Father's Day. Your teacher asked you to write a post on your school forum. In the post speak about:

- the preparations for the party,
- the present you bought,
- the food you prepared and
- your dad's feelings about the party.

You can use the following:

Verbs

bought - decorated
wrote - loved -
was/were - prepared

Nouns

present - card -
flowers - perfume
- surprise - cake

Adjectives

happy - excited -
surprised

School Forum

.....

.....

.....

.....

.....

.....



Let's pronounce



Listen, write the words with the same sound together. Say them.

Now - Toy - Enjoy - Mouse - Brown - Joy - Cow - How - Boy - House


Group1: **now**

Group2: **enjoy**



Let's play

Find 7 words on the tortoise back. Use different colors for different words.




UNIT 5

Celebrations

LESSON

HAPPY NEW YEAR

3




Let's get started

Look at the picture. Answer the questions.

- What are the children doing? Why?
- Is there a mistake in the sentence? Correct it?
- What are they celebrating?

HAPPYNEWYEAR





Let's read

Yesterday was New Year's Eve. The Smiths were very excited. In the kitchen, Mrs. Smith made small snacks with crackers and cheese. In the living room, Mr. Smith blew up a lot of colourful balloons. On the table, there were many funny hats, juice cups and a cake.

- "What is going on? Is it someone's birthday?" asked Paul, the youngest son.
- "It is New Year's Eve, the last day of the year. We are going to have a party," said Mrs. Smith.

Everyone put on a funny hat, ate snacks, cake, and drank juice. At midnight, Paul counted down with his parents "10...9...8...7...6...5...4...3...2...1!" "It's a New Year. This will be the best year ever!" said Mr. Smith. Paul hugged his parents and wished them a Happy New Year.

Comprehension questions

1- Tick (✓) the correct option.

Where are the Smiths celebrating the New Year's Eve?

- a- At the restaurant.
- b- At grandma's house.
- c- At home.

2- Underline the correct sentence:

- The father put many colourful balloons in the living room.
- In the kitchen, the mother made snacks and a cake.
- At 12 p.m; the family did the countdown.

3- Complete the paragraph with the appropriate words or expressions from the text:

For the New Year's Eve party, Paul and his parents put on ① _____, ate cake and drank juice. At ② _____, they counted down from ten. Then, they ③ _____ each other and ④ _____ a happy new year.



Let's complete the rule

Infinitive	Simple past
blow up
.....	drank
eat
.....	waited
put
.....	wished
make
say	said
.....	asked
laugh
.....	talked
count
.....	hugged
want



Let's practise

1- Choose the correct verb to complete the dialogue.

had - put - ate - danced - blew up - came - drank

How was your New Year's Eve? What did you do?

It was fun! I

③ many balloons!

It was so good! we

① on hats and ②sodal

It was fantastic! My grandparents

⑤ to the party!

It was great! I

④ a lot of sweets and cookies!

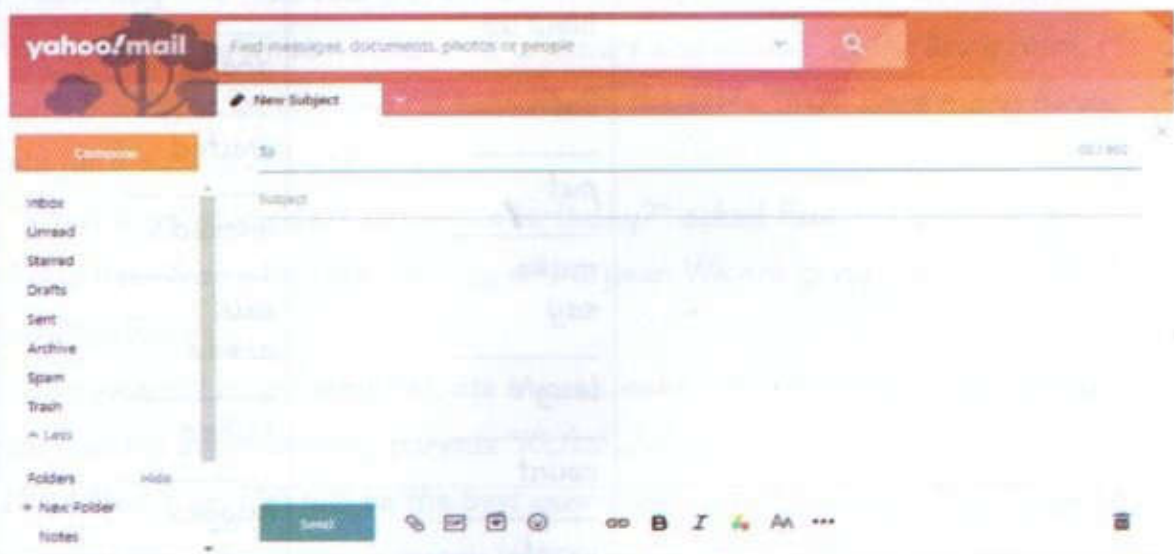
It was very good! We put on music and ⑦

It was OK! we ⑥ a party but dad was at work.



Let's write

Write an e-mail to tell your friend about your last New Year's Eve party.



You can use these words

preparations / countdown / sing / dance / music / clothes / chicken / cake / balloons / crackers / wish / Happy New Year



Let's pronounce



Listen, say and circle the words with the same sound as the underlined sound in May.

find - face - pie - cry - day - kite - say - fight - play - buy - wait



Let's play

Put the cake slices in order to get a wish.



Write it here.

.....

UNIT 5

Celebrations

LESSON

TEACHER'S DAY

4



Let's get started

Look at the picture. Answer the questions.

- Who are they?
- What are they doing?



Let's Listen



Comprehension questions

1- Tick (✓) the correct option.

It is a surprise party for the

- a- headmaster.
- b- classmate.
- c- teacher.

2- Who does what? Write your answers in C.

A	B	C
a- Tom	1- will play the violin.	a +
b- Sarah	2- put balloons in the classroom.	b +
c- Olivia	3- baked a lemon cake.	c +
	4- drew a card and wrote a message.	

3- Did the headmaster help in the party preparations?

How?



Let's complete the rule

.....

+ verb in the past



Let's practise

Circle the correct alternative.

- Did you buy fruit?
- Yes, I (buy - bought) fruit.
- Sometimes, I (bake - baked) cookies with my aunty
- Yesterday, my uncle (come - came) to spend the weekend with us.
- Every Sunday, the children (play - played) together in the playground.
- Did you write the date?
- Yes, I (write - wrote) it.



Let's speak

Group work: A few days ago, it was Teacher's Day.

- In groups of four,
- talk about the surprise party you prepared for your teacher and
- the activities you did on that day.

Language support

Verbs	Nouns	Expressions
bought - decorated wrote - prepared - danced - put - played - drank - ate	card- flowers - balloons - music - cookies - cake - juice	a few days ago - last week - party hats



Let's pronounce



Listen, say. Write the words in the correct box.

played - baked - asked - waited - talked - counted - hugged - wanted -
decorated - prepared - danced

/r/

/d/

/id/



Let's play

- Work in pairs.
- Write your answers in the boxes.

3 things you can eat at a party.



1.

2.

3.

3 things you can drink at a party.



1.

2.

3.

3 activities you can do at a party.



1.

2.

3.

3 things to decorate a party.



1.

2.

3.

Share your answers with your partner.

END OF
YEAR PARTY



Let's get started

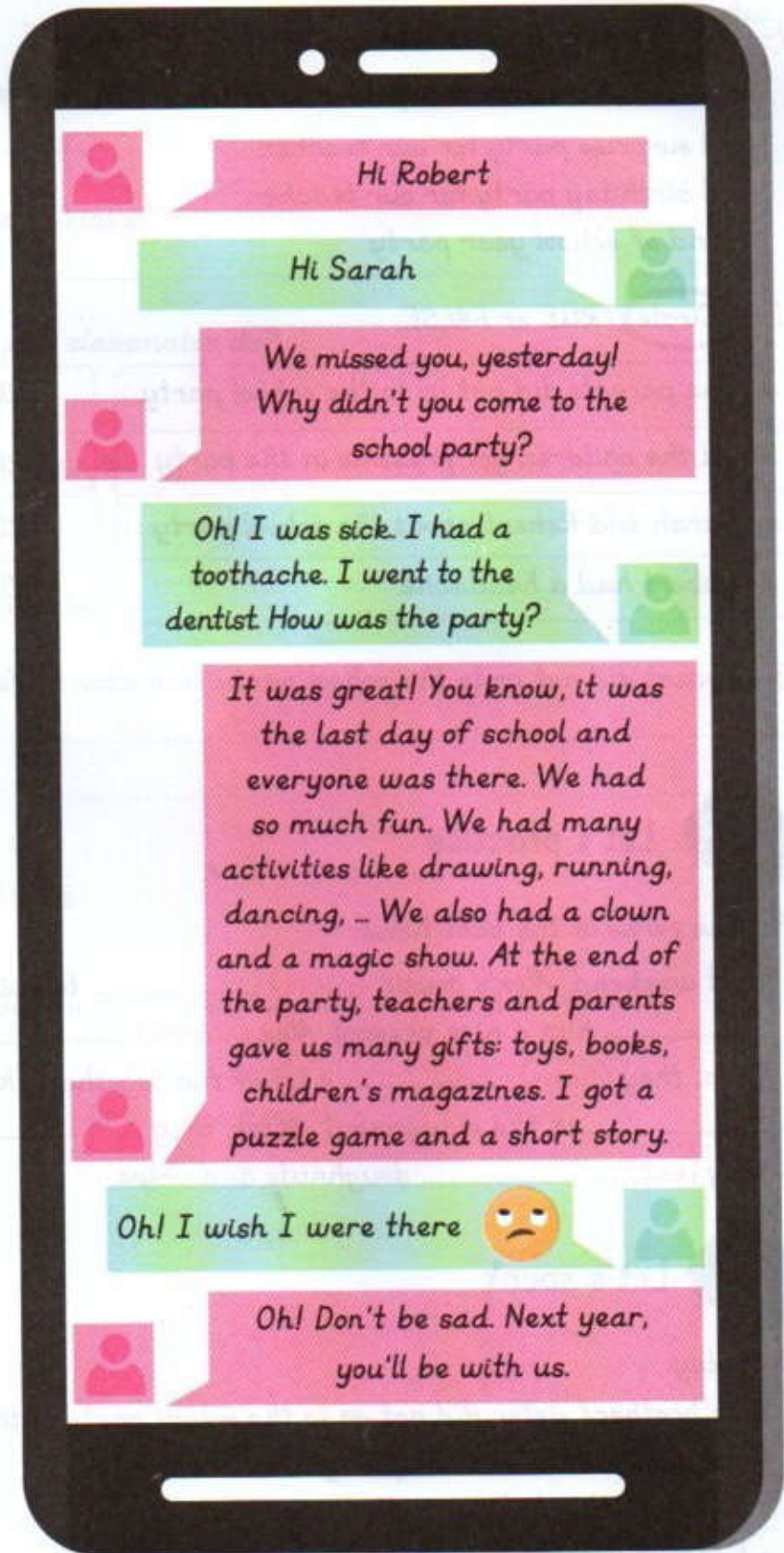
Look at the picture. Answer the questions.

- Where are the children?
- What are they doing? Why?





Let's read



Comprehension questions

1- Choose a title for the text.

Tick (✓) the correct option.

- A surprise party for our teacher.
- A birthday party for our teacher.
- End of school year party.

2- Circle TRUE or FALSE.

a- The parents did not go to the school party.	TRUE	FALSE
b- All the children got presents in the party.	TRUE	FALSE
c- Sarah told Robert about the school party.	TRUE	FALSE
d- Robert had a headache.	TRUE	FALSE

3- Robert did not go to the school party. How does he feel?

.....



Let's practise

Put the verbs in the past tense.

Last weekend, Alex's cousin (come) to visit him. He (buy) him a nice present. Alex (thank) him.

Then, they (have) a lot of fun together. They (play) in the playground. After, they (go) on a picnic and they (eat) doughnuts and chips.



Let's speak

Role play:

Your brother/ sister did not go to the school party with you. S/ he asked you to tell her/ him about the party.

- Complete the dialogue with the correct answers.
- Enact it with your partner.

- How was the party? Did you like it?

- Who came to the party?

- Did you have food and drinks?

- What did you and your classmates do?

- Which games did you play?

- Did you get some presents?

- What were they?



Let's pronounce



Listen, say and match the words with the same sounds.

school

seat

meet

Food

up

Door


talk

Cut



Let's play

Colour the appropriate words to get the message. Read it.



Progress Check 5

THE TEXTS



Hello! My name is Sammy. I am Tunisian. In Tunisia, Children's Day is on January 11th. On that day, children go to school and have different fun activities: they play games in the playground, draw pictures and get their faces painted with different colours.



Hello! My name is Pedro. I'm Mexican. In Mexico, Children's Day is on April 30th. On that day, children have a school party where they receive presents from the headmaster and the teachers.



Hi, my name is Karina. I am Polish. In Poland, Children's Day is on June 1st. On that day, children don't have lessons at school. They go on picnics, play in the park, read books and go to the cinema or museums. They also get presents from their families.

Comprehension questions:

1- Tick (✓) the right option:

The texts are:

- a- e-mails
- b- posters
- c- blog posts

2- Complete the table with information from the texts.

Name	Country	Children's Day date
Pedro
.....	Tunisia
.....	June 1 st

3- Write sentences from the texts to describe the pictures.



.....



.....



.....

Language

1- Complete with the correct words from the box. There is an extra word.


together - happy - with - first - enjoyed

My school had a party to celebrate the end of the school year. The party was fun and all the pupils ① it. The headmistress, the teachers, the parents and the students came to the party. We did many activities ② During the party, some students sang songs. Then, we took pictures ③ our classmates and teachers and we wished everybody a ④ summer holiday.

2- **Circle** the correct option.

Last week, sons, daughters and husbands in many countries went to shops to (buy/ sell/ give) gifts for Mother's Day. Like every (month/ season/ year), mums get lots of (invitations/ cards/ toys) with lovely messages, chocolates and flowers. On Sunday, their families also (decorate/ invite/ prepare) special dinners for them.

3- Label the pictures.



Writing

1- Reorder the words to get correct sentences.

a. present / teacher / special / Students / their / prepare / favourite / a / for

.....

b. the / The / party / family / enjoyed / birthday

.....

c. their / In / geography / students / teacher / my / love / school

.....


d. Mother / celebrate / 's / Sunday / Day / We / on /

.....

2- Match the sentence parts to get correct sentences. There is an extra part in B.

A	B	Answers
1- Children's Day is a very	a- New Year's Eve party?	1 →
2- She invites parents to the	b- time for leaving school.	2 →
3- Are you having a	c- happy day for kids.	3 →
	d- end-of-school year party.	

3- Mother's Day is next week. Write a message to your mother.



Project idea

New Year's Day craft:

- Prepare a PowerPoint presentation, a video, a poster about:
 - things you enjoyed (trip/birthday party, etc.) in the previous year. (Use the simple past)
 - things you want to do in the new year. (Use the future)
- Share your ideas with your teacher and classmates.
- Give the reasons for your choices.

UNIT 6

Going shopping

LESSON

SHOPS IN MY TOWN

1



Let's get started

- Who are they?
- Where are they?
- What are they doing?
- What are they buying?





Let's read

1- Look and read.



Cheap music instruments:
guitars -50%



End of season - special
offer



Buy a pair of shoes and
get a pair of
sneakers for free!



Best price ever!



30% off on coffee every
Tuesday afternoon!



Beautiful jewellery:
gold and silver rings,
necklaces, ...



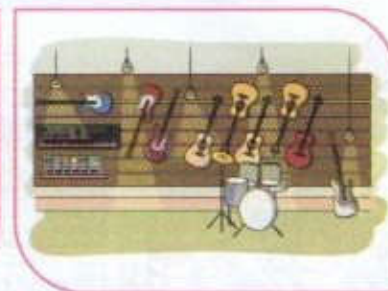
Let's check

1- Reorder the letters to get the right names of the shops.



heos

shop



uicsm

shop



sltceoh

shop



oefcfe

shop



yjulerere

shop



oyt

shop

2- Look at the pictures in activity 1 to complete the sentences.

- Yesterday, I bought trousers from the ① shop.
- Last week, I bought ② from the coffee shop.
- Three days ago, I bought a violin from the ③ shop.
- Last year, I bought a necklace from the ④ shop.
- Last weekend, I bought shoes and ⑤ from the shoe shop.



Let's complete the rule

Simple past

....., month, five
weeks, etc.



Let's practise

Put the verbs in parentheses in the correct tense.

My aunt lives in a big city where there (be) many shops. Three weeks ago, I spent the weekend at my aunt's house. Last Saturday afternoon, we (go) shopping. She (buy) a green dress and yellow shoes. I (want) to buy a silver ring for my mother but I did not have enough money. "Don't worry, I'll give you some more," my aunt (say) So, I (get) her a gold ring. I'm sure mum (love) it!



Think




Pair



Share

a- Look at the picture. Complete with the right prepositions from the box.

on - in front of - behind - between - next to



1. The jewellery shop is..... the clothes shop.
2. The police station is..... the corner.
3. The market is..... the hotel.
4. The school is..... the left of the bank.
5. The clothes shop is..... the school and the toy shop.
6. The restaurant is.....the market.
7. The bakery is..... the right of the market.

b- Check your answers with your partner.

c- Share your answers with your classmates.



Let's pronounce



Listen, say. Write the words in the correct box.

rice - kite - fit - children - chips - sometimes - child - listen - surprised -
night - list - sick

/ai/

/i/



Let's play

Find the five words related to shopping. Circle them.

Supermarket

s	n	t	v	i	o	l	i	n
p	h	m	e	v	l	g	a	s
r	w	o	p	o	f	f	e	r
i	s	n	e	a	k	e	r	s
j	e	w	e	l	l	e	r	y
e	p	c	l	o	t	h	e	s



UNIT 6

Going shopping

LESSON AT THE MARKET

2




Let's get started

- How many people are there?
- Where are they?
- Who are they?
- What are they doing?





Let's Listen



Comprehension questions


1- Tick (✓) the correct option.


Logan is at the:



a- bakery.

b- supermarket.

c- market.

2-  Listen, look at the pictures and complete with the appropriate words.

Yesterday, Logan went to the market. He bought 

from the  He also bought two 

and 2 

3- Rewrite the words in the right columns.

tomatoes - meat - bread - potatoes - cookies - croissant - pepper -
apples - carrots



.....
.....
.....



.....



.....
.....
.....
.....
.....



Let's complete the rule

Ask about the price

..... ?

..... 10 dinars. / 35 dinars.



Let's practise

Complete with the missing questions.

At the grocery shop

A. Excuse me.?

B. The cheese is 10 dinars a kilo.

A. Thank you.?

B. Eggs are 3 dinars a dozen.

A. Thank you.?

B. Bread is in the bakery at the corner.

A. Thank you.

B. You're welcome.



Let's speak

Role play

In pairs, choose one of the shopping lists below and enact the role play with your partner.

A is the shop keeper and B is the customer.

Shopping list:

Milk
Cheese
Butter
Eggs

Shopping list:

Oranges
Apples
Carrots
Lettuce

Shopping list:

Teddy Bear
Puzzles
Doll
Kite

Language support:



how much - kilos - a loaf - loaves - it's...



Let's pronounce

Complete with the appropriate words.

answered - counted - hated - invited - started - closed - loved - helped -
wanted - thanked - shopped - studied - tried - prepared - visited






Let's play

Memory game

- Look at the pictures.
- Now, close your book.
- How many items can you remember?
- Write them on your notebook.
- Compare your answers with your partner.



UNIT 6

Going shopping

LESSON

AT THE TOY SHOP

3



Let's get started

Look at the pictures:

- Circle the toys.
- Name them.
- Which one is your favourite? When do you play with it?





Let's read

yahoo/mail Find messages, documents, photos or people

New Subject

To: sam.smith@gmail.com

Subject: Dear Sam,

I hope you're doing well. This morning, I went to the big toy shop with Matt and Ned. It's in the city centre, next to the coffee shop. We bought nice presents for Alex's party. He won the first prize at the race. I bought a big red car. Matt chose an electronic game, and Ned got him a puzzle. What about you? What will you buy him? What about a map, a big map from the bookshop near our school? You know, Alex is a fan of geography, and he'll love a present like this one. My mother will take us to the party at 6 o'clock. You can join us. Let me know if you want to.

Have a nice day.

Best wishes,

Leo

Send

Comprehension questions

1- **Circle** the correct option.

Leo went to the toy shop with his...

a- friends.

b- parents.

c- teachers.

2- Complete the table with the presents they bought from the shop.

Leo	Matt	Ned
- red car	-	-

3- Label the pictures with the appropriate words or expressions from the mail.



4- When will the children go to the party?



Let's practise

a- Read the dialogue carefully. Put the verbs in brackets in the correct tense.

- Hi Sarah!
- Hello Kate!
- How *(be)* your weekend?
- It was good. I *(visit)* my grandparents. I *(see)* my cousins and we *(have)* so much fun.
What about you?



- On Saturday evening, I *(go)* to the restaurant with my friends. We *(eat)* pizza and *(drink)* soda. On Sunday, I *(stay)* at home and *(help)* my mum with the housework.

b- Check your answers in the table:

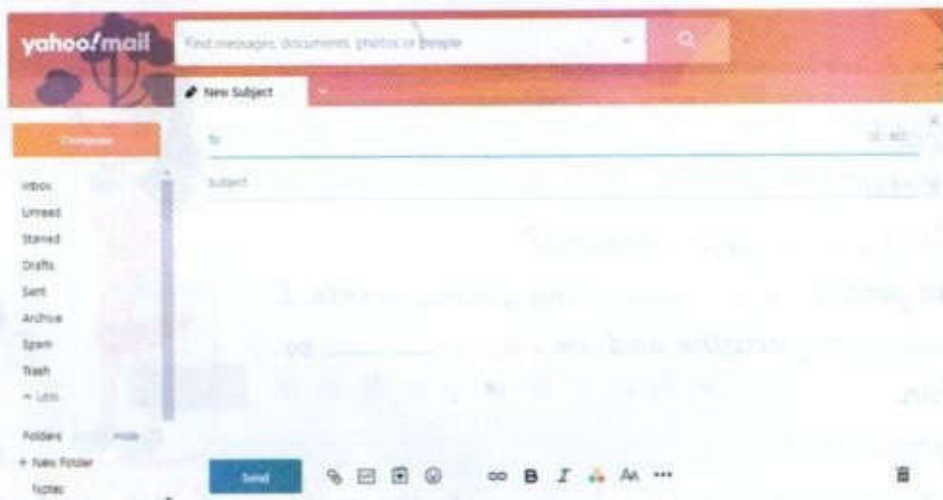
Infinitive	Simple past
stay	stayed
have	had
eat	ate
help	helped
drink	drank
visit	visited
be	was / were
go	went
see	saw



Let's write

Write an e-mail to Leo:

- Tell him about the present you will buy for Alex.
- Why you choose this present.
- How you will go to Alex's party.



Let's pronounce



Listen, say. Match the words with similar sounds.

Buy

Fun

Came

had

Fan

Boy

Won

Nice

Toy

Break



Let's play

Help the little girl to get to the toy shop. Write names of toys for her to follow in the maze.



UNIT 6

Going shopping

LESSON

4

AT THE CLOTHES SHOP



Let's get started

- What are these?
- Label them.

Example:

Learner A: What's number 11?

Learner B: It's a dress.






Let's Listen

Going shopping

- Good morning.
- Good morning. Can I help you?
- I am looking for winter clothes because I will travel to Canada next week.
- All right, you will find them at the left side of the shop, right behind the jeans.
- ...
- Ok, I'd like to have these blue trousers, these 3 sweaters: the green, the brown and the white. Four pairs of red socks and a black coat as well, please.
- What size?
- Medium size, please.
- Here you go. Would you like to try them on?
- Yes please. Where is the fitting room?
- It's over there in the left corner.
- Ok, thank you.
- ...
- Ok, they are the right size. I will take them. How much is it?
- 60 dinars for the trousers, 150 dinars for the sweaters, 10 dinars for the socks and 90 dinars for the coat. That makes 310 dinars.
- Ok, here you go.
- Thank you.
- Thank you. Goodbye!

Listening Comprehension


1-  Listen and complete the table.

How many speakers are there?	Where are they?
.....

2-  Listen and

a- Tick (✓) the clothes s/he bought.



b-  Listen. Colour the clothes s/he bought.

3- The fitting room is a room where you:

- a- sell clothes.
- b- buy clothes.
- c- try clothes on.

4- Complete with the correct prices or clothes.

Clothes	Price
Socks
.....	90 dinars
Sweaters
.....	60 dinars



Let's complete the rule

100 = a hundred
 200 = two hundred
 300 = three hundred
 400 =
 = five hundred
 600 =
 = nine hundred
 468 = four hundred and sixty-eight



Let's practise

Look. Read. Write out the numbers.

220

Two hundred
and twenty

250

.....
.....

456

.....
.....

820

.....
.....



Let's write

Look at the pictures and complete the dialogue.





Let's pronounce



Listen. Write the words in the correct column.

jump / enjoy / fridge / jeans / garage / jacket / jewellery / usually /

/ɜ:/

/dʒ/



Let's play

Put the items in the right shopping bag:

kite - jacket - butter - eggs - trousers - ball - electronic game - socks
- shirt - sugar - flour - dress - scarf - doll - milk - pasta



UNIT 6

Going shopping

LESSON AT THE MALL

5



Let's get started

Look, read and write the number of the shop next to each picture.

1. Bookshop

2. Perfume shop

3. Sweet shop


4. Restaurant

5. Jewellery shop

6. Shoe shop

7. Toy shop

8. Clothes shop





Let's read

Two days ago, my parents and I went to the mall to shop for my uncle's birthday party. First, we went to the shoe shop. I bought black shoes. Second, we went to the clothes shop. Dad tried on a dark brown suit, then a dark blue one. He chose the blue suit and a red tie. Mum tried on a green dress, but it did not fit her. So, she tried a pink shirt and a yellow skirt. They fit her very well. She looked beautiful in them. Third, we went to the best perfume shop in the mall. Mum bought an expensive perfume for my uncle. After shopping, we went to the restaurant to have lunch. It was a great day!

Comprehension questions

1- Tick (✓) the right option.

The family went shopping for:

a- New year's party.

b- A birthday party.

c- Mother's Day party.

2- Write sentences from the text to describe the pictures.



.....
.....



.....
.....

3- Read and complete the paragraph with the appropriate words from the text.

The family had a great day. They went to the ①..... . The parents bought beautiful ②..... . They also bought a ③..... for the uncle.



Let's practise



Think



Pair



Share

a- Put the verbs in parentheses in the simple past or the simple present.

Mrs. Brown and her family (*live*) in a big town. In her free time, she always (*enjoy*) going out and visiting shopping centres. Last Saturday, Mrs. Brown (*go*) to the mall to buy clothes for her family. First, she (*visit*) a kids' clothes shop. She (*buy*) a pair of jeans and a winter coat for her son. Then, she (*choose*) a lovely skirt and a jacket for her daughter. In a clothes shop for men, she (*find*) nice shirts and trousers for her husband.



b- Check your answers with your partner. Refer to the table.

c- Share your answers with the class.

Infinitive	Simple past
choose	chose
live	lived
go	went
visit	visited
enjoy	enjoyed
find	found
buy	bought



Let's write

Last weekend, you went to the mall to buy clothes, food, toys... for the end of school year party. Write an e-mail to your friend to tell him/her about your shopping day.

yahoo!mail Find messages, documents, photos or people

New Subject

Compose

Inbox
Unread
Starred
Drafts
Sent
Archive
Spam
Trash
Less

to

Subject

Send

You can use the following:

juice - trousers - bought - cars - chose - ball - cakes - went - shops - electronic game - shirt - dress - blue - black - last



Let's pronounce



Listen, say, and write the words in the correct box.

sheep - cheep - ship - shoulder - chair - machh - brush - shower - beach

/ʃ/

sheep

/tʃ/

cheep



Let's play

Shopping Board game.

- Throw the dice.
- Answer the question.

Start



How much ...
it?

What shop is
this?



Do you like
shopping?

Where can
you
buy meat?



How much ...
the pears?



How much
...they?



What is your
favorite
shop?

How much is
your shirt?

Go
back 3
spaces!

What is
this?



How often do
you shop?

Name 5
things
you can
buy in a
supermarket.



Do you
like to go
shopping
with friends
or alone?

Go
forward
2
spaces!

What is
this?



Name 2
things you
can buy from
the jewellery
shop.

Where can
you buy a cup
of coffee?



Go
back 3
spaces!

Name 2
things you
can buy at
the bakery

Where can
you buy
fruits and
vegetables?

Where can
you buy a
skirt?

Finish

Progress Check 6

THE TEXT

Phoenix Mall is a very big mall in my town. People visit the mall for shopping, watching movies, playing games and eating delicious meals. Last week, dad took us to the mall. It was beautiful and decorated. There were lots of shops in the mall selling clothes, shoes, bags, toys, etc. While mum went shopping, dad took me to the Funzone to play games. I also enjoyed a fun ride on a small train that runs across the mall. After that, dad invited us to the restaurant to have meals. Mum and dad had chicken sandwiches and I ordered a cheeseburger. We then had delicious mango ice-cream.

Comprehension questions:

1- Tick (✓) the correct option.

The text is about a day at the

a- market

b- mall

c- bakery

2- What are the activities that people can do at Phoenix mall?

3- Read and **circle** TRUE or FALSE

a- The child visited shops with her mother.

TRUE

FALSE

b- The parents and their child went to the restaurant.

TRUE

FALSE

c- The child had a sandwich.

TRUE

FALSE

Language

1-  Listen and

a- Write the correct price under each picture.



.....



.....



.....



.....



.....



.....

b- Write the prices in letters.

*

*

*

*

*

*

2- Put the verbs in brackets in the simple past.



Last weekend, Olivia (go).....to the supermarket. She (want).....to do some shopping. Before going, her mother (give)..... her a shopping list. It (be)..... a short list. When she got in the supermarket, she (take)..... some butter, a lettuce, a loaf of bread and one kilo of chicken. Then, she (pay)..... and left.

3- Label the pictures.



.....



.....



.....



.....



.....



.....

Writing

1- Reorder the words to get meaningful sentences.

a. you/to/What/buy/would/like/?/

.....

b. loves/My/jewellery/mother/./

.....

c. dress/it/on/She/buying/tried/before/the/./

.....

d. skirt/one/./Linda/ favourite/'s/the/is/pink/

.....

2- Match the sentences in A with the sentences in B to get a meaningful conversation.

Write your answers below.

A

1. Hello, can I help you?

2. Anything else?

3. Here you are. Will that be all?

4. Is that all?

5. That's 23 dinars.

6. Thank you. Goodbye.

B

a. Yes, one kilo of tomato and half a kilo of red apples.

b. Goodbye.

c. No, I'd like two bottles of milk, please.

d. Hello. Yes, please. I would like a loaf of white bread, a dozen eggs and a bottle of milk.

e. Yes, that's all. How much is it?

f. Here you are. Thank you.

Answers:

1 → 2 → 3 →

4 → 5 → 6 →

Project idea

Simulation: set up your favourite shop. Then, use the objects to enact dialogues:

- Greet the shop keeper.
- Ask about the items s/he wants to buy.
- Choose the items s/he would like to buy.
- Ask about the price.
- Pay and say goodbye.

UNIT 7

Around the world

LESSON

LET'S TRAVEL TO ...

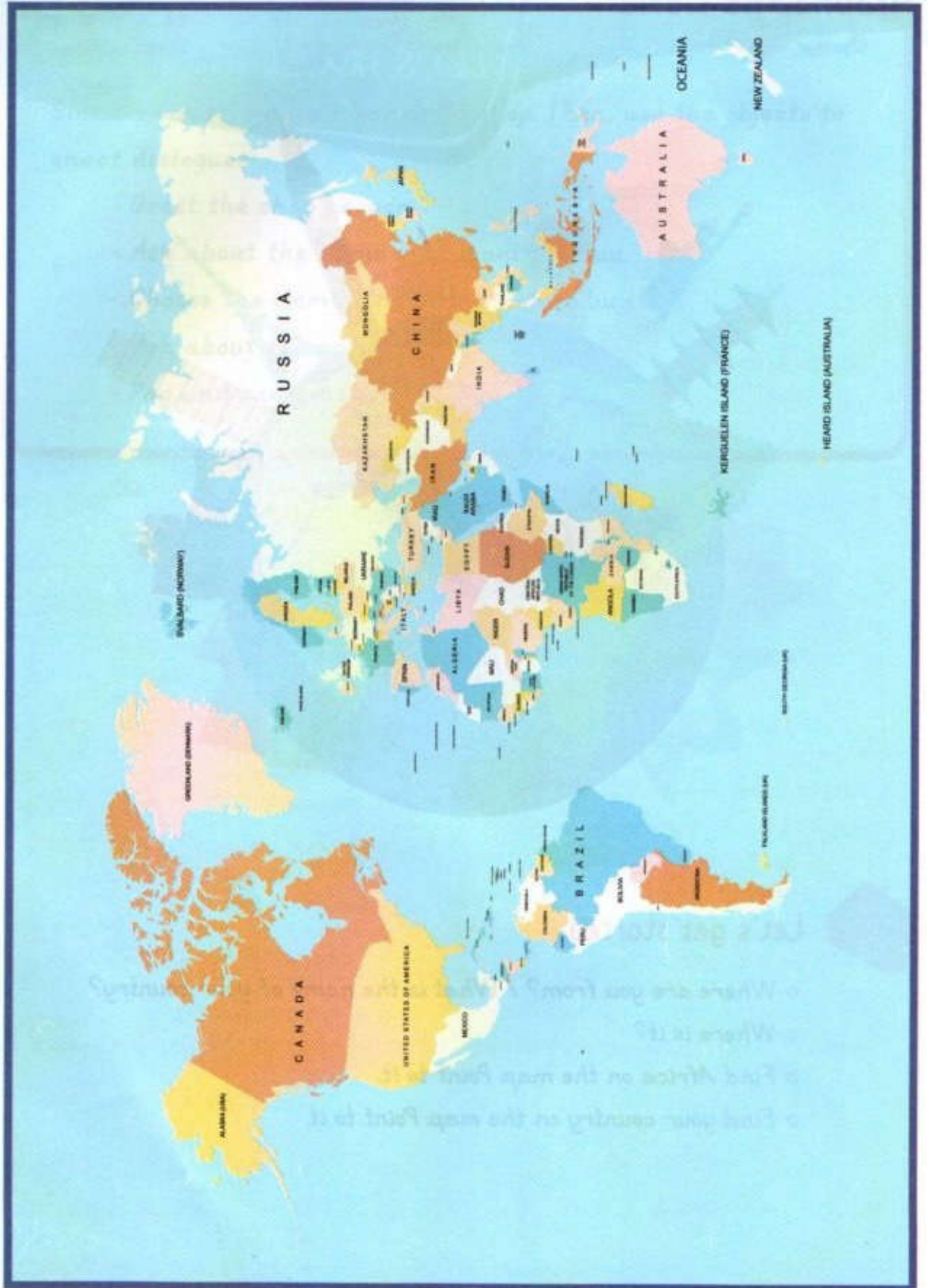
1



Let's get started

- Where are you from? / What is the name of your country?
- Where is it?
- Find Africa on the map. Point to it.
- Find your country on the map. Point to it.

The World



b- Look at the map and complete the table with the following words:

Tunisia - France - USA - Japan - Singapore - Australia - Nigeria -
Mexico - Morocco - Mongolia - Sudan - Canada

Example: Tunisia is in Africa.

				
Asia	Africa	America	Europe	Oceania
.....

Let's speak

1- Read and match.

Which countries do you want to visit?



Jane

Let's travel to Japan.
I want to see the Fuji
Mountain.



Jim

What about going to
Italy? I love the Italian
language and food.



2





Chris

Let's go to France to see the Eiffel tower.



Suzy

How about going to Canada? I want to play in the snow.



Emma

Let's travel to Zambia to see the Victoria falls.



Think



Pair



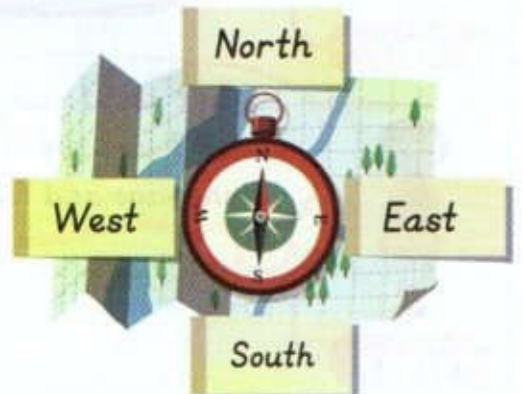
Share

- Read the bubbles and choose the country you would like to visit the most.
- In pairs, compare and say why you would like to visit this country.
- Share your choice with your classmates and tell them the reasons.

Example:

I would like to visit the most because

2- Look at the map and complete with:
north / south / east / west





- Tataouine is in the ① of Tunisia.
- Bizerte is in the ② of Tunisia.
- Nabeul is in the ③ of Tunisia.
- Kef is in the ④ of Tunisia.



Let's complete the rule

Making suggestions:

Let's+.....

How about+.....?

What about+.....?



Let's practise

Complete with: *let's / how about / what about*

1

- go to the perfume shop and buy perfume for dad's birthday.



2

- travelling to France? There are many beautiful places to visit.



3

- Mum, Dad, going to the beach? We can swim, play with the ball and build sandcastles.



4

- go to the bookshop. I want to buy many books.



5

- travel to Japan. It's a very beautiful country.

- No! it's very far. going to Italy?
It's not far and it's a lovely country.



Let's write

1- Write a paragraph about a town you visited in Tunisia:

- Name of the town.
- Where it is on the map.
- What you liked about it (at least three things).

* * * * *

- a- Read the topic carefully.
- b- In groups of 4, think of things you liked about a town you visited.
- c- Individually, write your paragraph.
- d- Exchange your paragraph with your partner. Complete the table about your partner's paragraph. Tick the correct answer.

	Yes	No
Does s/he name the town?		
Does s/he say where it is in Tunisia?		
Does s/he say the three things s/he liked about it?		
Does s/he end each sentence with a full stop?		
Does s/he use capital letters:		
- at the beginning of the sentence		
- for names of people		
- towns		
- country		



Let's pronounce



Listen, say and complete the table.

Knife - know - knee - kangaroo - kite - kilo - kitchen - knock - key

<u>K</u> nife	<u>K</u> angaroo
.....
.....
.....



Let's play

- 1- Look at the map on page 176.
- 2- Work in groups of four to find as many countries as you can that begin with...

A	C	T	F	L	J
.....

UNIT 7

Around the world

LESSON

GREETINGS AROUND THE WORLD

2



Let's get started

1- What are these people doing?



Let's read

How people greet each other around the world



Here are some different ways to politely say hello in different countries and cultures.

There are different greetings around the world. Here are 4 different ways to politely say hello in different countries.

1- Kiss on the cheek

France, Argentina, Italy, Spain, Portugal...

In Argentina, people greet each other with just one kiss.

In Spain, it's two. In Russia, people usually greet each other with three kisses, and in France, it's four kisses.



2- Shake hands

China, Germany, and the Middle East

In many countries, people greet each other with a handshake. In the Middle East, they only use the right hand because they think the left hand is dirty.

3- Bow

Cambodia, India, and Japan

An Indian, a Cambodian, and a Japanese usually bow to greet people.



3- Touch noses

Qatar, Yemen, Oman, United Arab Emirates

In Qatar, Yemen and UAE, men usually touch noses to say hello.

Comprehension questions

1- Tick (✓) the correct option.

The text is about

a- apologizing

b- expressing preferences

c- greetings

2- Circle TRUE or FALSE.

a- In Cambodia, people bow to greet each other.	TRUE	FALSE
b- In the Middle East, they think the right hand is dirty.	TRUE	FALSE
c- In France, people greet each other with 4 kisses.	TRUE	FALSE

3- Write sentences from the text to describe the pictures.



Let's practise

Complete the sentences with: a / an / the.

- Paris is capital of France.
- People in Argentina greet each other with kiss.
- People in Middle East eat with right hand.
- Rome isold city.
- Many people in.....world greet withhandshake.
- To greetIndian friend you bow.



Let's speak

Group work



India

Rani/ Raj



Yemen

Ebrahim/ Fatima



France

Françoise / François



Germany

Ingrid/ Lucas

- In groups of three, choose a picture. Introduce it to the class:
- Who are they?
- Where are they from?
- What are they wearing?
- How do they greet each other?



Let's pronounce



Listen and say. Complete the table.

cars - books - cats - bags - stars - friends - cups - students - greetings

/s/

/z/



Let's play

Colour 8 words to find out the secret word. Write it in the blank.

h	i	l	b	o	w
e	g	r	e	e	t
c	h	e	e	k	a
r	s	h	a	k	e
n	k	i	s	s	i
h	a	n	d	s	n
g	h	e	l	l	o

Traveling is


UNIT 7

Around the world

LESSON

I PREFER TO TRAVEL BY ...

3



Let's get started

Look at the word cloud.

- Name the six means of transport.



- Ask your classmate about his/her favourite means of transport.

Learner A: How do you prefer to travel?

Learner B: I prefer to travel by



Let's Listen

Dad: Hi kids! Guess what?

Samy: What?

Dad: We are going to spend our holidays on an island in the south of Tunisia.

Nadia: Do you mean we are going to Djerba?

Dad: That's right! I bought our bus tickets this morning.

Samy: Djerba is a nice place; but I prefer travelling by train than by bus.

Dad: But, you know, there is no train service to Djerba. Next year, we will go on holidays to Sousse and we will travel by train. It's a promise.

Nadia: Let's go to Djerba by bus. But, what about travelling back home by plane? It is faster and more comfortable than the bus.

Samy: That's a good idea!

Dad: I agree. Let's get ready for the trip, then!

Nadia and Samy: Thank you Dad for this wonderful surprise!

Comprehension questions

1- The family is travelling by:

a- boat and bus

b- plane and bus

c- train and plane

2- Circle TRUE or FALSE.

a- The family is going to travel to Sousse.

TRUE

FALSE

b- The family is going to the beach for the holidays.

TRUE

FALSE

c- The family is going to Djerba by plane.

TRUE

FALSE



Let's complete the rule

- Travel + + means of transport
e.g. to travel plane
- Travel + + place
e.g. to travel Italy.



Let's practise

Circle the correct option

Last summer, Sarah spent her holidays in Europe. She travelled (by / at / to) France. She went to the Eiffel tower and enjoyed (walking/ walk / walked) in the Champs Elysées. A few days later, she travelled (by / to / at) train to England. She visited (the / a / an) British Museum and London Eye.

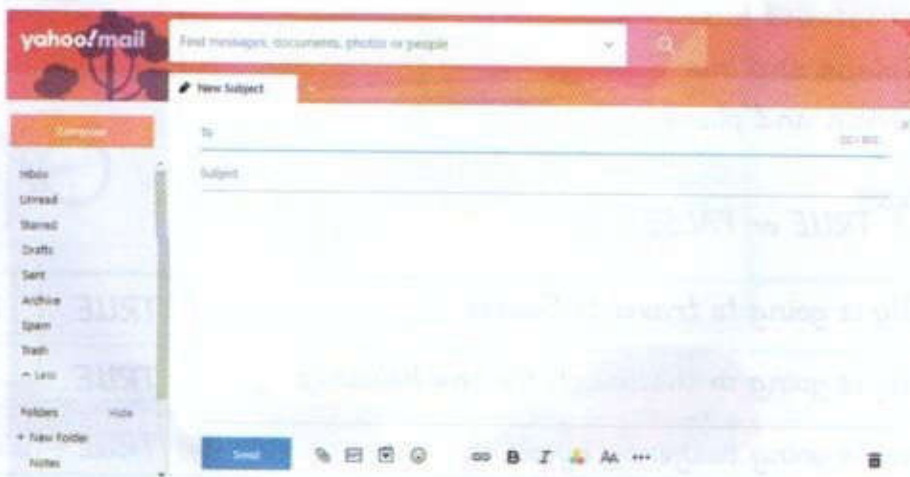


Let's write

You travelled with your family.

Write an email to your English friend. Tell him/her about:

- Where you went.
- The means of transport you took and why.
- What you enjoyed.
- What you disliked.





Let's pronounce



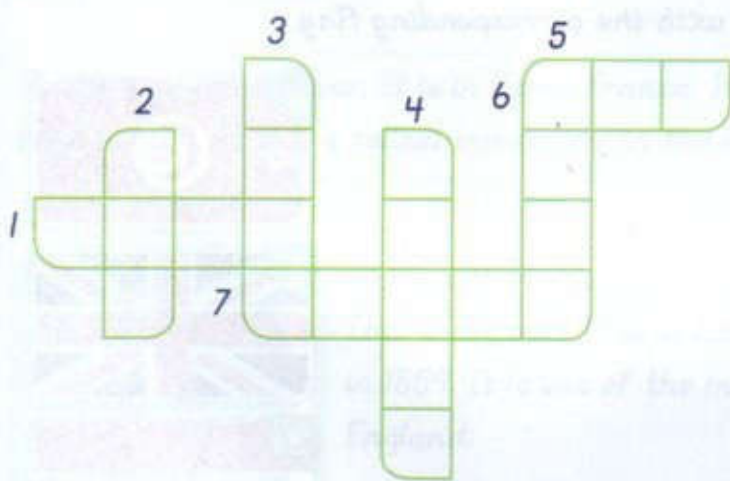
Listen, say and circle **Similar** or **Different**.

<u>F</u> irst	Gi <u>r</u> l	S	D
Th <u>ir</u> d	Sh <u>i</u> p	S	D
Sh <u>ir</u> t	di <u>r</u> ty	S	D
Di <u>d</u>	Fi <u>t</u>	S	D
Sk <u>ir</u> t	Si <u>t</u>	S	D



Let's play

Crosswords



UNIT 7

Around the world


LESSON 4

MONUMENTS IN THE WORLD

4



Let's get started

-  Listen, point to the correct picture.
- Match each monument with the corresponding flag.





Let's read

Famous monuments

These are the pyramids. They are in Egypt. The three largest pyramids are in Giza.



This is El Jem amphitheatre. It is in Mahdia, Tunisia. It was built in 238. It is one of the biggest amphitheatres in the world.

This is the Eiffel tower. It is in Paris, France. It was built in 1889. It is the tallest monument in the city.



This is Big Ben. It is in London, England. It was built in 1859. It is one of the most famous monuments in England.

This is the Great Wall of China. It is in the north of China. It is one of the oldest monuments in the world.



Comprehension questions

1- Read the texts and complete the table:

Monument	Country	Town	Date of building

2- Complete with information from the brochure.

In the world, there are many famous monuments. The ① tower is the tallest monument in the capital of ② The ③ wall of China is one of the oldest monuments. And in London, many tourists visit the ④



Let's complete the rule

The superlative
..... + adjective +

Complete the sentences with the superlative.

Example: The (large) pyramids are in Giza.
The largest pyramids are in Giza.

- The Frog Traveller in Russia is the (short) monument in the world.
- Monaco is the (small) country in the world.
- The Nile river is the (long) river in the world.
- The Everest is the (high) mountain in the world.





Let's speak

For your History lesson, your teacher asked you to present your **favourite** monument.

Use the information in the table to talk to the class about it.

Example: My favourite monument is El Jem amphitheatre. It is in Mahdia in Tunisia. It was built in 238. It is the largest colosseum in Africa.

Monuments	Country	City	When it was made/ built	Description
 El Jem	Tunisia	Mahdia	238	Large colosseum in Africa
 The Frog Traveller in Russia	Russia	Toms	2013	- Short monument in the world - New monument
 Palace of Versailles	France	Versailles	Finished in 1715	Beautiful 2300 rooms. No bathrooms
 Tower Bridge	England	London	Finished in 1894	-240 metres long - above the river Thames
 Taj Mahal	India	Agra	Finished in 1648	- Beautiful - White and red - 4 gardens
 The Colosseum	Italy	Rome	More than 2,000 years old	Big colosseum in the world.



Let's pronounce



Listen, say. Write the words in the table.

very - July - many - study - why - puppy - try - funny - fly
- sunny - my - family - sky - country - cloudy

/i/

/oi/



Let's play

Let's discover more monuments.

Surf the Net and find information about these monuments.



The traveler frog



Eiffel Tower



The Great wall of China



Dougga



Pisa tower



Taj Mahal



The statue of Liberty



Sydney Opera House



Blue Mosque


UNIT 7

Around the world

LESSON

CUSTOMS AND HABITS

5



Let's get started

- Where are they from?
- Describe the pictures.





Let's read

Spain is a large country in the south of Europe. Its capital is Madrid, its national language is Spanish. The Spanish flag is red and yellow. Spain's most famous dish is paella. It's rice cooked with peppers, beans, chicken, or seafood. There are lots of different recipes! Spain is known for its flamenco dance. The female dancers wear colourful dresses and dance to the guitar music. One of the main festivals is about Bullfighting. The bullfighter wears a traditional golden suit and a cape. Another famous festival in Spain is LA TOMATINA. During the festival, people enjoy throwing tomatoes at each other.

Comprehension questions

1- Tick (✓) the correct option.

The text is about ...

- a- Football in Spain
- b- Clothes in Spain
- c- Habits in Spain

2- Look at the pictures and complete the table with words from the text.

			
<p>..... dancer</p>	<p>.....</p>	<p>.....</p>	<p>.....</p>

3- Complete the paragraph with words from the text.

Spain is a very beautiful country. Madrid is its Its is red and yellow. In Spain, they speak

4- Read the text again.

Do you like Spain? Why?



Let's complete the rule

Articles :

.....+ consonant

Example : a cape

.....+vowel

Example : an




Let's practise

Circle the correct option.

Come and visit Thailand!

Thailand is a wonderful country. It is in (an / a / the) south of Asia. It (have / has / had) many beautiful sites, rivers and mountains. The Thai food is different but delicious. Thai people eat (a / an / the) lot of vegetables and fish. They buy them from (a / the / an) market on the river. The greengrocers and fish sellers usually (buy / choose / sell) their goods from their boats in the rivers. Thailand is (a / the / an) interesting country to visit. I would really like to travel to Thailand.





Let's write

Prepare a poster about your country (capital/ language/ flag/ clothes/food/ festivals). Present it online to a group of students from the USA.

.....

.....

.....

.....

.....

.....



Let's pronounce



Listen, say and circle "S" or "D".

Sweet

Wednesday

Wait

Wolf

Grow

Bow

week

draw

while

who

snow

cow

S D

S D

S D

S D

S D

S D



Let's play

Cut and paste the pictures under the corresponding countries.



Tunisia

France

England

India

China

Progress Check 7

THE TEXTS



Nelly, 13

My favourite means of transport is the bike. I always go to school by bike. I enjoy the beautiful gardens on my way to school. I sometimes stop to take a photo or to have some flowers to give to my geography teacher. When I arrive to school, I put my bike in the open courtyard near the playground.

My favourite means of transport is the bus. Every day, I go to school by bus. I prefer the bus because I always meet my friends there. I usually read a book on my way to school. Sometimes, I play word games with my friends. We have lots of fun. On the weekends, I take the bus with my mum to go to the market.



Mike, 12

Comprehension questions:

1- Tick (✓) the correct option.

The children are talking about their favourite

a- bus.

b- bike.

c- means of transport.

2- Complete the table with information from the two texts.

Name	Places he / she goes to	Activities on the way
Nelly
Mike

3- Complete with words from the two texts.

Nelly likes riding her ① She puts it near the ② in the courtyard. Mike prefers to ③ the bus to go to school. On the ④ he rides the bus with his mum to go shopping.

Language

1- Complete with 6 words from the box.

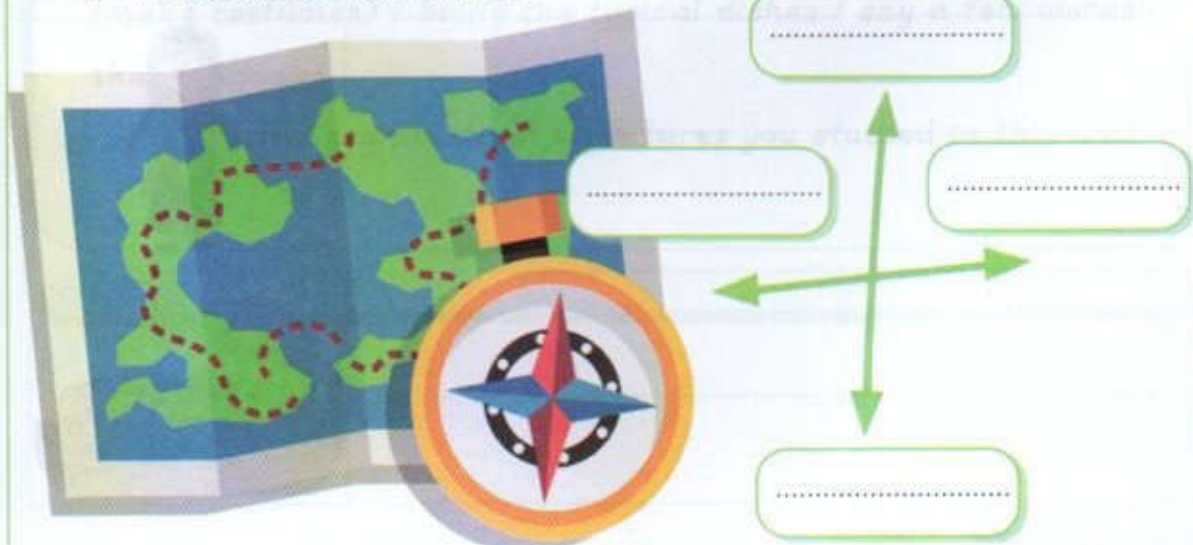
in - next to - flag - larger - city - largest - wonder - capital

India is in Asia. It has the second ① population in the world. In India, there are around 1,3 billion (1 300 000 000) people. The Taj Mahal is a world ② It is ③ India. The ④ of India is New Delhi, but the biggest ⑤ is Mumbai. The Indian ⑥ has four colours: blue, orange, white and green.

2- Circle the correct option.

The big clock on the tower in London is called Big Ben. It is the (*biggest / big / bigger*) clock in Britain. The clock tower is very (*short / high / near*). The clock looks small (*for / from / of*) the street. All Londoners can look at Big Ben from all the directions and can see what the (*month / day / time*) is.

3- Write the correct words.



Writing

1- Complete the dialogue with the correct questions.

A: Hello, I'd like to go on holidays. Could you help me, please?

B: Sure,

A: To a town near the beach.

B:

A: Yes, I enjoy swimming very much.

B:

A: I prefer the bus.

B: Right, Nabeul is a good place to go to.

A: Great idea, thank you very much.

Write three sentences to describe the picture.

.....
.....
.....



.....
.....
.....



.....
.....
.....





.....
.....
.....



Project idea

An International Fair.

Group work

- *Work in groups of three/four.*
- *Choose a country.*
- *Look for information on the internet about it:*
 - 1- *Flag (colours)*
 - 2- *Capital*
 - 3- *Language (and at least 1 greeting)*
 - 4- *Clothes*
 - 5- *Famous sport/ music/ dance*
 - 6- *Number of cities*
 - 7- *5 monuments*
 - 8- *3 typical dishes*
- *Prepare a Powerpoint presentation / poster / folder to present the country you chose to your classmates:*
 -  *bring realia/ drawings / wear the traditional clothes (make costumes) / bring the typical dishes / say a few words in that language.*
 -  *use the grammatical structures you studied in this unit.*

WORD LISTS

Words in black are consolidation items

Agree (U4 - L 3)
Air (U3 - L 2)
Alone (U4 - L 2)
Amphitheatre (U7 - L 4)
Arrive (U1 - L 4)
Autumn (U3 - L 1)
Bad for (U2 - L 2)
Beach (U3 - L 3)
Between (U3 - L 5)
Blackboard (U4 - L 4)
Blazer (U6 - L 4)
Blow up (U5 - L 3)
Boots (U3 - L 5)
Bored (U1 - L 3)
Bow (verb) (U7 - L 2)
Build (U7 - L 4)
Builder (U4 - L 3)
Bull (U7 - L 5)
Butterfly (U3 - L 2)
Buy (U6 - L 2)
Cape (U7 - L 5)
Care (U4 - L 1)
Carpenter (U4 - L 3)
Catch (U3 - L 2)
Celebrate (U5 - L 1)
Cheap (U6 - L 1)
Cheek (U7 - L 2)
Choose (U6 - L 3)
City (U4 - L 2)
Clean (U4 - L 4)
Clear (U3 - L 2)
Clothing (U5 - L 1)
Clown (U5 - L 5)
Cold (U3 - L 4)
Collect (U3 - L 2) (U4 - L 4)
Come together (U4 - L 2)
Competition (U4 - L 3)
Country (U7 - L 1)
Crackers (U5 - L 3)

Croissant (U6 - L 2)
Cross (U4 - L 2)
Customer (U6 - L 2)
Cute (U5 - L 2)
Dancer (U7 - L 5)
Decorate (U5 - L 4)
Dice (U4 - L 3)
Dirty (U4 - L 1)
Don't worry (U5 - L 4)
Doughnuts (U2 - L 3 - U5 - L 5)
Drawing (U1 - L 2)
Each other (U4 - L 1)
Each other (U7 - L 2)
East (U7 - L 1)
Education (U5 - L 1)
Egg (U2 - L 2-5)
Excited (U2 - L 3)
Famous (U7 - L 4)
Fan (U6 - L 3)
Far (U1 - L 3)
Farmer (U4 - L 3)
Fast (U7 - L 3)
Fat (U2 - L 3)
Festival (U7 - L 5)
Fight (U7 - L 5)
Find (U6 - L 4)
Finish (U4 - L 4) (U7 - L 4)
Fishing (U1 - L 1)
Fit (U2 - L 3)
Fit (U6 - L 5)
Fitting room (U6 - L 4)
Flag (U7 - L 5)
Floor (U4 - L 4)
Fly a kite (U1 - L 4)
Forget (U5 - L 4)
Fresh air (U3 - L 5)
Fruits (U2 - L 1)
Gamer (U4 - L 3)

Gardening (U1 - L 1-2)
Get ready (U1 - L 4)
Gift (U5 - L 5)
Give (U4 - L 5 - U5 - L 2)
Gloves (U3 - L 5)
Go back (U3 - L 4)
Go camping (U1 - L 1)
Gold (U6 - L 1)
Greet (U7 - L 2)
Handbag (U5 - L 2)
Headache (U2 - L 4)
Health (U5 - L 1)
Healthy (U2 - L 1)
Help (U4 - L 1)
Hide and seek (U1 - L 3)
Hit (U4 - L 5)
Hug (U5 - L 3)
Instrument (U6 - L 1)
Jewellery (U6 - L 1)
Job (U4 - L 3)
Join (U6 - L 3)
Keep fit (U2 - L 2)
Kick (U1 - L 5)
Kids (U5 - L 4)
Kiss (U7 - L 2)
Learn (U4 - L 3)
Less (U2 - L 1)
Life (U5 - L 1)
Lose (U1 - L 5)
Lots (U2 - L 1)
Magic (U5 - L 5)
Mall (U6 - L 5)
Meat (U2 - L 5)
Meet (U3 - L 4)
Midnight (U5 - L 3)
Months (U3 - L 1)
Monument (U7 - L 4)
Mop (U4 - L 4)

More (U2 - L 1)
Museum (U1 - L 1)
Necklace (U5 - L 2 - U6 - U1)
Neighbour (U4 - L 2)
Next (U3 - L 2)
North (U7 - L 1)
Off (U6 - L 1)
Offer (U6 - L 1)
Oil (U2 - L 5)
Old (U4 - L 2)
Old * new (U7 - L 4)
Outside (U3 - L 2)
Participate (U4 - L 3)
Pasta (U2 - L 5)
Pepper (U7 - L 5)
Perfume (U5 - L 2 - U6 - L 5)
Poor (U4 - L 2)
Pound (U6 - L 2)
Prefer (U7 - L 3)
Present (U6 - L 3 - L 4)
Prize (U6 - L 3)
Put on (U5 - L 3)
Race (U6 - L 3)
Riding a bike (U1 - L 1)
Right (U5 - L 1)
Ring (U6 - L 1)
River (U1 - L 4)
Rope skipping (U1 - L 4)
Run (U1 - L 5)
Sad (U2 - L 3)
Sale (U6 - L 1)
Sandcastle (U3 - L 3)
Say (U4 - L 3)
Seafood (U7 - L 5)
Seasons (U3 - L 1)

Sell (U6 - L 2)
Shake hands (U7 - L 2)
Share (U4 - L 1)
Shopping (U1 - L 2 - U6 - U1)
Shorts (U3 - L 3)
Show (U5 - L 5)
Sick (U2 - L 4 - U4 - L 3 - L 5)
Silver (U6 - L 1)
Sky (U3 - L 2)
Slow (U7 - L 3)
Snacks (U5 - L 3)
Socks (U3 - L 5)
South (U7 - L 1)
Spend (U7 - L 3)
Spring (U3 - L 1)
Stomachache (U2 - L 4)
Suit (U6 - L 5)
Summer (U3 - L 1)
Surprise (U5 - L 4 - U7 - L 3)
Surprised (U5 - L 2)
Sweater (U3 - L 5) (U6 - L 4)
Sweets (U2 - L 5)
Swimsuit (U3 - L 3)
Take care (U4 - L 1)
Take care of (U4 - L 5)
Team (U1 - L 5)
Teeth (U2 - L 2)
Think (U7 - L 2)
Throw (U7 - L 5)
Tidy (U4 - L 1)
Tidy-up (U4 - L 4)
Tie (U6 - L 4)
Tired (U1 - L 3) (U2 - L 3)

To clean up (U4 - L 2)
To miss (U5 - L 5)
Toothache (U2 - L 4 - U5 - L 5)
Touch (U7 - L 2)
Travel (U7 - L 1)
Try on (U6 - L 5)
Try on clothes (U6 - L 4)
Twice (U4 - L 5)
Unhappy (U2 - L 3)
Unhealthy (U2 - L 1)
Use (U7 - L 2)
Vegetables (U2 - L 1 - 2)
Vest (U6 - L 4)
Vet (U4 - L 5)
Village (U4 - L 3)
Wait for (U5 - L 3)
Walk in (U4 - L 4)
Warm (U3 - L 4)
Wash (U1 - L 4)
Wash the dishes (U4 - L 1)
West (U7 - L 1)
Win (U1 - L 5) (U6 - L 3)
Windy (U3 - L 4)
Winter (U3 - L 1)
Wish (U5 - L 5)
Work (U4 - L 3)
World (U7 - L 1)
Would like (U6 - L 2)
Year (U3 - L 1)
Yoghurt (U2 - L 5)
Young (U4 - L 2)
Zoo (U1 - L 3)

National Pedagogic Centre

141 606



6 192202 608130

PVP : 4,700 DT