




Prepared **B**y:

Mr Ragab Ahmed

Word Time



A- Listen and Point:



pencil

قلم رصاص




book

كتاب




bag

حقيبة ، شنطة



pen

قلم



class



friends

أصدقاء



boy

ولد

girl



بنت



B - Listen and point below. Then chant.

Pencil, Pen

Pencil, pen * * *



Pencil, pen * * *

Bag, book * * *



Bag, book * * *

Pencil * pen * bag *

Book * pen * pencil *

Yeah!



It is a pen.

It is a pencil.

It is a bag.

It is a book.

C - Listen and write the number.

..... book

..... pen

..... pencil

..... bag

Talk about the picture (Page 1) :

Mona and her friends are in the **classroom**. They are wearing blindfolds. They can't see. **Mona** thinks, "It's a **book**." "**Kareem** thinks, "It's a **pencil**." **Ali** thinks, "It's a **bag**." Look over here. I see two **green** frogs. I see a letter '**A**.' I see **Sokkara**.

1- Write the first letter under each picture:


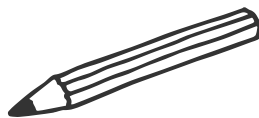


.....

.....

.....

.....



.....

.....

.....

.....








2- Write in Capital letters :

pen	book	bag	pencil
boy	girl	green	red
friends	jacket	bee	butterfly

3- Read and complete the words :


bo ... k	ba ...	bo ...	be ..
ca ...	do ..	fis...	... ook

4- Look and circle " YES" Or " No" :

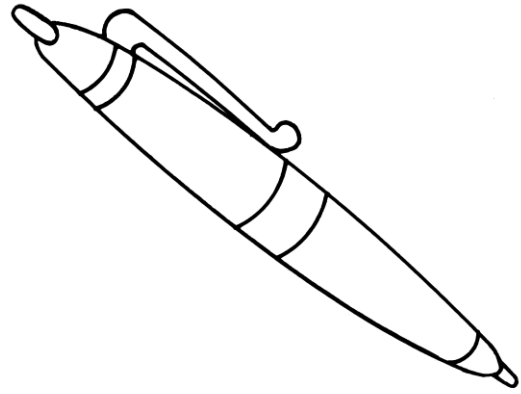
- | | | | | |
|----|--------|---|-----|----|
| 1] | Book. |  | Yes | No |
| 2] | Bag. |  | Yes | No |
| 3] | Pen. |  | Yes | No |
| 4] | Boy. |  | Yes | No |
| 5] | Apple. |  | Yes | No |



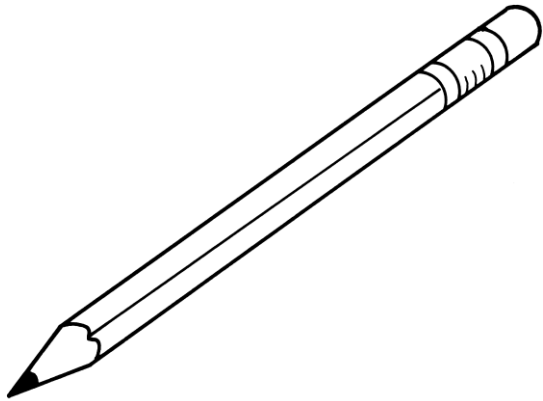
5 - Read and colour the Pictures:



book كتاب




pen قلم




pencil قلم رصاص



bag حقيبة



boy ولد



girl بنت




Use the words



A. Listen and repeat.

B. Listen and Point below.



1 - It is a **pencil**

انه قلم رصاص



2 - It is a **bag**.

إنها حقيبة.



3 - It is a **classroom**.

إنها حجرة دراسة.



4 - It is a **pen**

انه قلم.



5 - It is a **book**.

انه كتاب.



C. Listen and Point. Then sing along.

It's a pencil.

It's a pencil.

It's a pen.

It's a bag.

It's a book!

It's a pen.

It's a pencil.

It's a bag.


It's a book!

It's a pen.

It's a pencil.

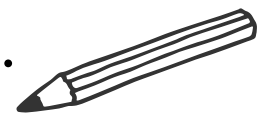
It's a bag.

It's a book!



1- Answer the following questions :

1] What is it? It's a



2] What is it? It's a



3] What is it? It's a



4] What is it? It's a



Action Word Time

A. Listen and repeat.

B. Listen and Point below.



التقط كتابك ، خذ كتابك.

1 - Pick up your book.



ضع كتابك جانبا ، سيب كتابك.

2 - Put down your book.



أغلق حقيبتك ، اقل شنطتك.

3 - Close your bag.



افتح حقيبتك.

4 - Open your bag.



قف.

5 - Stand up.



C. Listen and Point. Then sing along.

Open your Bag.

Open your bag. * * *

Open your bag. * * *

Pick up your book. * * *

Pick up your book. * * *

Put down your book. * * *

Put down your book. * * *

Close your bag. * * *


Close your bag. * * *

Open your bag. * * *

Pick up your book. * * *








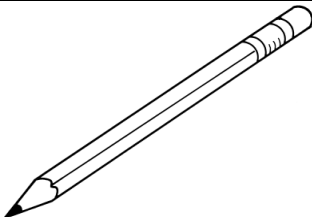
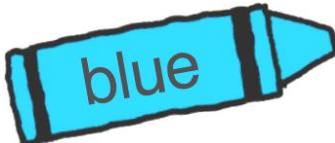
Put down your book. * * *

Close your bag. Yeah!



Odd one Out:

حدد الصورة المختلفة




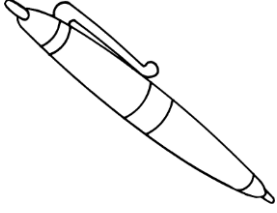


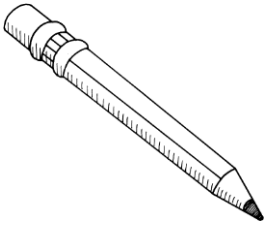
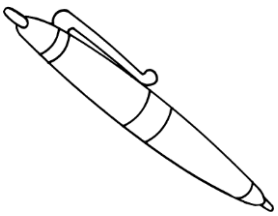



Talk about the picture (Page 3)

Everyone can see now. Look. It's **blue**. It's a **book**. Look at Sarah open her **bag**. Look at Ali close his **bag**. **Look at** Amira put down the book slowly. Look at Mona **pick up** the book quickly.

Point to / Identify the object.

أشـر إليـ / حدد الشـيء

1] book			
2] pen			
3] pencil			

2- Act as Instructed.

نفـذ الأـمر الـذي تـسمـعه.

- 1] Close your book.
- 2] Open your book.
- 3] Pick up your bag.
- 4] Stand up.
- 5] Sit down.
- 6] Wave.



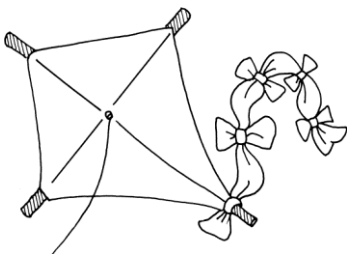
Phonics Time

A. Make the shape of each letter.



B. Listen and Point.

Kk



kite




key



king


Ll



lizard




leaf




lemon

Mm



mouse



monkey



moon



C. Listen and Point. Then sing along.

Key on the Kite.

Key on the kite, k, k, k.

King, king, k, k, k.

Key on the kite, k, k.

Sing the letter K.




Lizard on the leaf, l, l, l.

Lemon, lemon, l, l, l.

Lizard on the leaf, l, l, l.

Sing the letter L.



Mouse on the moon, m, m, m.

Monkey, monkey, m, m, m.

Mouse on the moon, m, m, m.

Sing the letter M.



Handwriting

Kk

.....
.....
.....
.....
.....
.....
.....
.....
.....
.....
.....

Ll

.....
.....
.....
.....
.....
.....
.....
.....
.....
.....
.....

Mm

.....
.....
.....
.....
.....
.....
.....
.....
.....
.....
.....



Kk Kk Kk Kk Kk Kk
Kk Kk Kk Kk Kk Kk
Kk Kk Kk Kk Kk Kk
Kk Kk Kk Kk Kk Kk
Kk Kk Kk Kk Kk Kk

Ll Ll Ll Ll Ll Ll
Ll Ll Ll Ll Ll Ll
Ll Ll Ll Ll Ll Ll
Ll Ll Ll Ll Ll Ll
Ll Ll Ll Ll Ll Ll

Mm Mm Mm Mm Mm Mm
Mm Mm Mm Mm Mm Mm
Mm Mm Mm Mm Mm Mm
Mm Mm Mm Mm Mm Mm
Mm Mm Mm Mm Mm Mm



Remember { Unit 6 }

1]

This is a bag.



هذه حقيبة.

2]

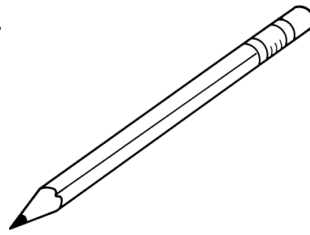
This is a pen.



هذا قلم.

3]

This is a pencil.



هذا قلم رصاص.

4]

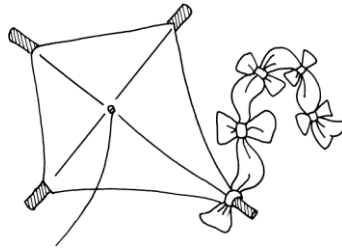
This is a book.



هذا كتاب.

5]

This is a kite.



هذه طائرة ورقية.

6]

This is a king.



هذا ملك.

7]


This is a key.



هذا مفتاح.




8] This is a lizard.



هذه سحلية.

9] This is a lemon.




هذه ليمونة.

10] This is a leaf.



هذه ورقة شجرة.

11] This is a mouse.




هذا فأر صغير.

12] This is a moon.



هذا قمر.

13] This is a monkey.



هذا قرد.

14] Open your bag.



افتح حقيبتك.



15] Close your bag.



أغلق حقيبتك.

16] Pick up your book.




التقط كتابك.

17] Put away your book.



ضع كتابك جانبا.

18] Key on the kite



مفتاح على الطائرة

19] Lizard on the leaf



سحلية على الورقة

20] Mouse on the moon



فأر على القمر










21] Boy on the bus



ولد في الأتوبيس



1- Point to / Identify the object:


1 - cake			
2 - lemon			
3 - book			

2- Act as Instructed:

1. Pick up your book.
2. Stand up.
3. Close your book.

3- Listen and Answer Yes / No:

1} Is it a lizard?



Yes

No

2} Is it a pencil?



Yes

No

3} Is it a bag?



Yes

No



4 - Read:

- 1) It is a book.
- 2) It is a pencil.
- 3) It is a pen.

5- Match:

1. king

2. bird

3. book



6- Count:

1

2

3

.....

5

6

.....

8

.....

10

7- Odd one out:

o	d	A
H	G	i
S	e	f



Word Time



A- Listen and Point:

6

six

٦

7

seven

٧

8

eight

٨

9

nine

٩

10

ten

١٠

11

.....

eleven

١١

12

.....

twelve

١٢

1 3 5 6 8

numbers

أرقام



B - Listen and point below. Then chant.

The numbers Chant

One, two

One, **two**

Three, four

Three, **four**

Five, six

Five, **six**

Seven, eight

Seven, eight

Nine, ten

Nine, **ten**

One, two, three

One, two, **three**

Four, five, **six**

Four, **five**, six

Seven, eight, nine

Seven, eight, **nine**

Ten!

Ten!

Hooray!

1

2

3

4

5

6

7

8

9

10

Page: 10

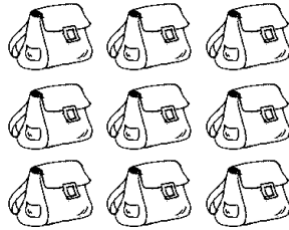
A birthday party! It's Sokkara's **birthday**. Let's **count** the **candles**. 1-2-3-4-5-6. Sokkara is **six** years old today. **Let's** count the **balloons**. 1-2-3-4-5-6-7-8-9-10. Look at the cake. Yum! I like cake. **Look** at Ramy. Ramy is sitting down. Look at the apples. There are **seven apples**. Look at the crayons. Wow! **Look** at the big birthday **present!**

Use the words



A. Listen and repeat.

B. Listen and Point below.



How many **bags**?

1 - There are **nine** bags.

يوجد ٩ شنط.

How many **books**?



2 - There are **eight** books.

يوجد ٨ كتب.



How many **candles**?

3 - There are **seven** candles.


يوجد ٧ شمعات.

How many **cars**?



4 - There are **six** cars.

يوجد ٦ سيارات.



How many **trees**?

5 - There are **ten** trees.

يوجد ١٠ شجرات.

Action Word Time

A. Listen and repeat.

B. Listen and Point below.



Sing , sing , sing

1 - I can sing.

أستطيع أن أغني.



Clap, clap, clap

2 - I can clap.

أستطيع أن أصفق .



Shout, shout, shout

3 - I can shout.

أستطيع أن أصرخ .



Laugh, laugh , laugh

4 - I can laugh.

أستطيع أن أضحك.



Swim, swim, swim

5 - I can swim.

أستطيع أن أسبح.



This is exciting! **Look** at the people sing. Ramy says, "**Sing** with me." **Look** at the people **laugh**. Hoda says, "Laugh with me." Look at the people **shout**. Kareem says, "Shout with me." Look at the people clap. Samy says, "**Clap** with me." I see a **cake**. Wow I **like** it!

Page: 11

C. Listen and Point. Then sing along.

Laugh, Sing

Laugh, sing

Laugh, sing.

Laugh, sing.

Shout! **Shout!**

Clap, clap, clap!

Laugh, **sing**.

Laugh, sing.

Shout! **Shout!**

Clap, **clap**, clap!

Sing, **laugh**.

Sing, laugh.

Clap! Clap!

Shout, **shout**, shout!

Sing, laugh.

Sing, **laugh**.

Clap! Clap!

Shout, shout, **shout!**



Phonics Time

A. Make the shape of each letter.



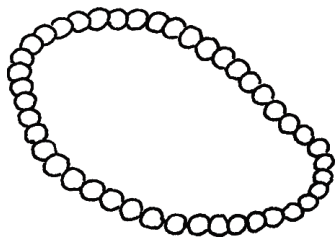
N n

O o

P p

B. Listen and Point.

Nn



1 5 6
3 8

necklace

عقد


nest

عش

numbers

أرقام

Oo



ox

ثور

office

مكتب (مكان)

orange


برتقالة



Pp



popcorn
فیشار



puppy
كلب صغير ، جرو



pen
قلم

C. Listen and Point. Then sing along.

Numbers in the Nest

Necklace, **necklace**, n, n, n.

Numbers in the **nest**, n, n, n.

Sing the letter N.

Ox in the **office**, o, o, o.

Orange, **orange**, o, o, o.

Ox in the **office**, o, o, o.

Sing the letter O.

Puppy in the **popcorn**, p, p, p.

Pen, **pen**, p, p, p.

Puppy in the **popcorn**, p, p, p.

Sing the letter P.




Test On Unit 7

1- Point to / Identify the object:


1 - five



2 - orange



3 - pen



2 - Act as Instructed:

1. Clap.
2. Swim.
3. Sing.

3 - Listen and Answer Yes / No:

1} Is it an office?



Yes

No


2} Is it a nest?



Yes

No

3} Is it a pen?



Yes

No



4 - Read:

- 1) How many books?
- 2) How many stars?
- 3) There are six candles.



5- Match:

1. nest

2. eight

3. octopus

8



6- Count:

1

2

.....

4

5

.....

5

8

9

.....

7- Odd one out:


R	t	W
q	D	H
j	l	M



Word Time

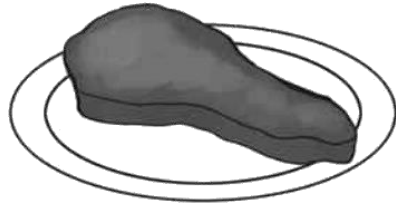


A- Listen and Point:



bread

خبز



meat

لحم



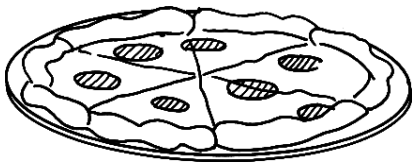
salad

سلطة




rice

أرز



pizza

بيتزا




fish

سمك



juice

عصير



menu

قائمة طعام



B - Listen and point below. Then chant.

Meat And Rice

Meat, meat, meat-**eat**-eat!

Meat, meat, meat-**eat**-eat!

Rice, **rice**.

Meat-eat-eat!

Bread, **bread**.

Meat-eat-eat!

Salad, salad.

Meat-eat-**eat**!

Rice, rice.



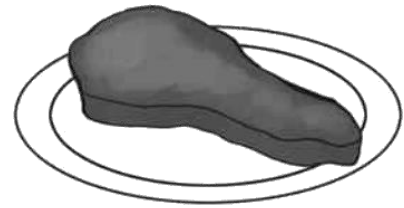
Meat-eat-**eat**!

Bread, bread.

Meat-**eat**-eat!

Meat, meat.

Meat-eat-**eat**!



Mona and her family and friends are at Mama Mia's Italian **Restaurant**. Mona and her **family** are sitting together at this table. Mona says to the waiter, "**I want meat.**" Her brother, "**I want bread.**" At this table, Kareem and his family are sitting together with Amira and Ramy. Kareem says to the waiter, "**I want rice.**" Ramy says, "**I want salad**".

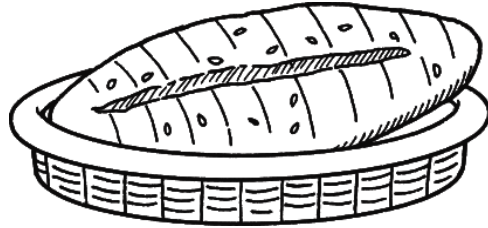
Page: 17

Use the words



A. Listen and repeat.

B. Listen and Point below.



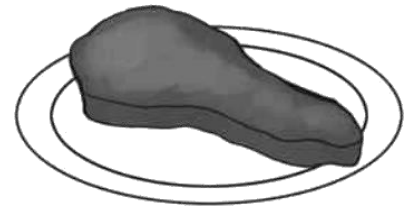
What do you **want**?

ماذا تريد؟

أريد خبز.

1 - I want bread.

What do you **want**?



أريد لحم.

2 - I want meat.

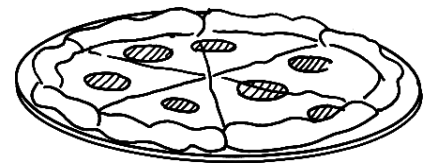


What do you **want**?

أريد أرز.

3 - I want rice.

What do you **want**?



أريد بيتزا.


4 - I want pizza.



What do you **want**?

أريد سلطة.

5 - I want salad.



What do you **want**?

6 - I want fish.

أريد سمك.

C. Listen and Point. Then sing along.

I Want salad.

I want **salad**. Tra-la-la-la-la.

I want salad. Tra-la-la-la-la.

I want **bread**.

I want meat.

I want **rice**.

I want salad. Tra-la-la-la-la.

I want **rice**. Tra-la-la-la-la.


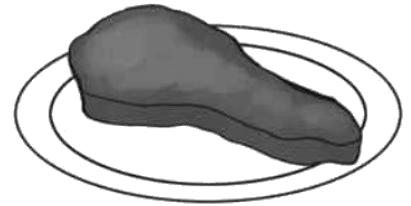


I want rice. Tra-la-la-la-la.

I want **bread**.

I want salad.

I want **meat**.

I want rice. Tra-la-la-la-la.



Action Word Time

A. Listen and repeat.

B. Listen and Point below.



Juice, juice, juice.

1 - Let's pour the juice.

هيا بنا نصب العصير.



Juice, juice, juice.

2 - Let's drink the juice.

هيا بنا نشرب العصير.



Meat, meat, meat.

3 - Let's cut the meat.

هيا بنا نقطع اللحم.



Meat, meat, meat.

4 - Let's eat the meat.

هيا بنا نأكل اللحم.



All right.

5 - Let's eat.

هيا بنا نأكل.



Mona and her family are **hungry** and **thirsty**.
Mona's mum says to Mona, "**Eat the meat, please.**" Mona says, "**All right.**" Hoda asks her father to **pour the juice**. He says, "All right." Hoda tells Ahmed to **drink the juice**. Near the kitchen, the chef **cuts the meat**. The food is delicious!

Page: 19

C. Listen and Point. Then sing along.

Cut The Meat

Cut the meat, **cut the meat**, please.

★ **All right.**



Eat the meat, **eat the meat**, please.

★ **All right.**



Pour the juice, **pour the juice**, please.

★ **All right.**




Drink the juice, **drink the juice**, please.

★ **All right.**



Phonics Time

A. Make the shape of each letter.



B. Listen and Point.

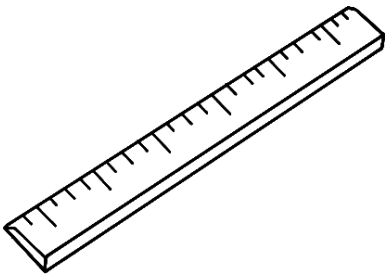
Qq



queen
ملكة

question mark
علامة استفهام

Rr




ruler
مسطرة

rabbit
أرنب

rainbow
قوس قزح




Ss



sailboat

قارب شراعي



sun

شمس



sea

بحر

C. Listen and Point. Then sing along.

Rabbit on the Rainbow

Question mark **on** the queen, q, q, q.

Question mark **on** the queen, q, q, q.

Sing the letter Q

Rabbit **on** the rainbow, r, r, r.

Ruler, ruler, r, r, r.

Rabbit **on** the rainbow, r, r, r.


Sing the letter R.

Sailboat **in** the sea, s, s, s.

Sun, sun, s, s, s.








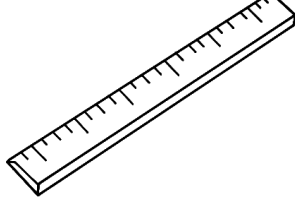

Sailboat **in** the sea, s, s, s.

Sing the letter S.



Test On Unit 8




1- Point to / Identify the object:

1 - sea			
2 - popcorn			
3 - ruler			

2 - Act as Instructed:

1. Stand up.
2. Sing a song.
3. Clap.

3 - Listen and Answer Yes / No:

- | | | | |
|-----------------------|---|------------|-----------|
| 1} Do you want salad? |  | Yes | No |
| 2} Do you like meat? |  | Yes | No |
| 3} Do you like fish? |  | Yes | No |



4 - Read:

- 1) Pour the juice.
- 2) Drink the juice.
- 3) rabbit

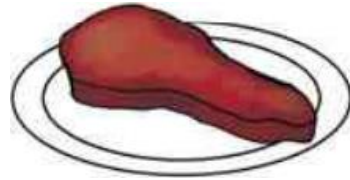
5- Match:

1. bread

2. meat

3. rainbow


•



•



•



6- Count:

1

.....

3

4

5

6

5

.....

.....

10

7- Odd one out:

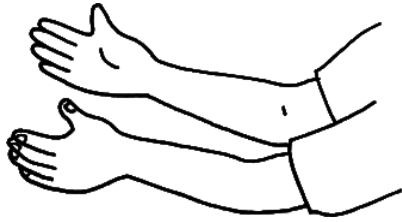
l	p	T
g	M	f
D	S	r



Word Time



A- Listen and Point:



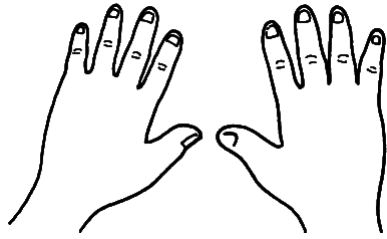
arms

اذرع

legs



أرجل



hands

أيدي

feet



أقدام




ears

أذن

eyes



عيون



hair

شعر

head



رأس



B - Listen and point below. Then chant.

Arms, Arms

Arms, arms. Legs, legs, legs.

Arms, arms. Legs, legs, legs.

Arms, arms. Legs, legs, legs.

Stop!

Hands, hands. Feet, feet, feet.

Hands, hands. Feet, feet, feet.

Hands, hands. Feet, feet, feet.

Stop!

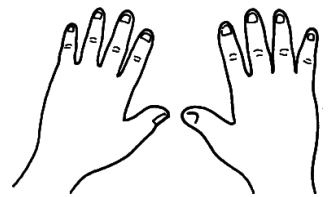
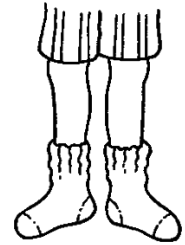
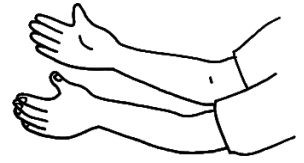
Head, head. Hands, hands, hands.

Head, head. Hands, hands, hands.

Head, head. Hands, hands, hands.

Head, head. Hands, hands, hands.

Stop!



Mona and her friends are **at school**. They are painting a mural. **I see** yellow, red, green, blue, and black. **Look!** Ramy is painting with his **hands**. Samy is painting with his **feet**. Look! Kareem is painting with his **arms**. Mona is painting with her **legs**.

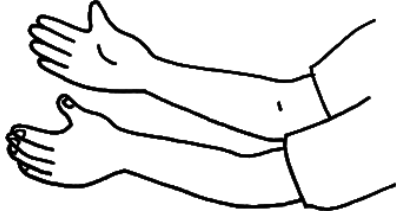
Page: 25

Use the words



A. Listen and repeat.

B. Listen and Point below.



I have two

عندي ، لدي ، أملك ، أمثلك

1 - I have two **arms**.

أملك ذراعان .



How many **eyes**?

2 - I have two **eyes**.

أملك عينان.



How many **legs**?

3 - I have two **legs**.

أملك ساقان.

How many **hands**?



4 - I have two **hands**.

أملك يدان.



How many **feet**?

5 - I have two **feet**.

أملك قدمان.





How many **books**?

6 - I have three books.

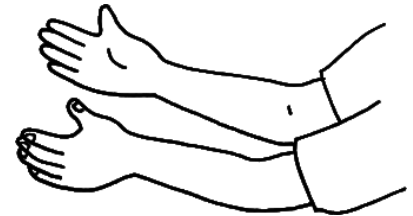
لدى ٣ كتب .

C. Listen and Point. Then sing along.

I Have Two Arms.

I have two arms.

Yeah, yeah!



I have two hands.

Yeah, yeah!



I have one head.

Yeah, yeah!

It's me, it's me, it's me.



I have two legs.

Yeah, yeah!



I have two feet.

Yeah, yeah!

I have one head.

Yeah, yeah!

It's me, it's me, it's me.



Action Word Time

A. Listen and repeat.

B. Listen and Point below.



Wash , Wash , Wash

1 - Wash your hands.

اغسل يديك.



Dry , dry , dry

2 - Dry your hands.

جفف يديك ، نشف يديك.



Brush, brush, brush

3 - Brush your hair.



مشط شعرك بالفرشاة.



Comb , comb , comb

4 - Comb your hair.

مشط شعرك بالمشط.



Okay.

5 - Look at the star.

أنظر إلي النجمة.



The picture is finished. It's beautiful! I see flowers. I see the sun. Everyone is cleaning up. Look at Amira wash her hands. Look at Sarah brush her hair. Look at Ramy comb his hair. Look at Kareem dry his hands.

Page: 27

C. Listen and Point. Then sing along.

Wash, Wash

Wash your hands.

Wash, wash.

Dry your hands.

Dry, dry.

Comb your hair.

Comb, comb.

Brush your hair.

Brush, brush.

Wash your hands.

Hands, hands.

Dry your hands.


Hands, hands.

Comb your hair.

Hair, hair.


Brush your hair.

Hair, hair.



Phonics Time

A. Make the shape of each letter.



B. Listen and Point.

Tt



tree
شجرة



telephone
تليفون





table
منضده ، مائدة

Uu



umbrella
شمسية



upside down
رأساً على عقب



Vv



violin

كَمَان ، كمنجة



vest

صدیری



vase

زَهْرِيَّة

C. Listen and Point. Then sing along.

Tree on the Table

Tree on the table, t, t, t.

Telephone, **telephone**, t, t, t.

Tree on the table, t, t, t.

Sing the letter T.

Umbrella, u, u, u.

Upside down, u, u, u.

Umbrella, u, u, u.

Sing the letter U.

Vase on the violin, v, v, v.

Vest, **vest**, v, v, v.

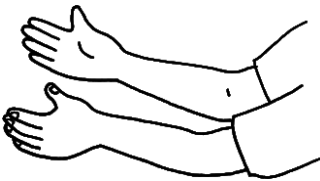


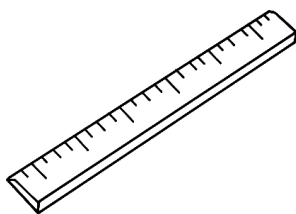





Vase on the violin, v, v, v.

Sing the letter V.



Test On Unit 9

1- Point to / Identify the object:

1 - legs			
2 - ruler			
3 - telephone			

2- Act as Instructed:

1. Wash your hands.
2. Comb you hair.
3. Dry your hands.

3- Listen and Answer Yes / No:

1} Have you got two hands?



Yes

No

2} Have you got two arms?



Yes

No

3} Have you got two four feet?



Yes

No



4- Read:


- 1) arms
- 2) upside down
- 3) table

5- Match:

1. tree

2. table

3. umbrella



6- Count:

..... 2 3 4
5 6 8
..... 10

7- Odd one out :









A	b	C
G	d	H
m	U	N















Word Time



A- Listen and Point:

 <p>horse</p>	<p>حصان</p>	 <p>camel</p>	<p>جمل</p>
 <p>lion</p>	<p>أسد</p>	 <p>monkey</p>	<p>قرد</p>
 <p>dog</p>	<p>كلب</p>	 <p>lizard</p>	<p>سحلية</p>
 <p>fox</p>	<p>ثعلب</p>	 <p>elephant</p>	<p>فيل</p>

 <p>cat</p>	 <p>turtle</p>
 <p>ox</p>	 <p>cow</p>
 <p>goat</p>	 <p>mouse</p>
 <p>puppy</p>	 <p>rabbit</p>
 <p>sheep</p>	 <p>zebra</p>
 <p>animals</p>	 <p>zoo</p>

قطه

سلحفاة

ثور

بقرة

معزة

فأر صغير

كلب صغير

أرنب

خروف

حمار وحشي

حيوانات

حديقة حيوانات

B - Listen and point below. Then chant.

The Horse Chant

Lion, lion, * * horse

Lion, lion, * * horse

Monkey, monkey, * * horse

Monkey, monkey, * * horse

Camel, camel, * horse

Camel, camel, * horse

Monkey, monkey, * * horse




Monkey, monkey, * * horse

Lion, lion, * horse

Lion, lion, * horse

Horse, horse, * horse

Horse, horse, * horse



Mona and her family are at the **zoo**. Look at all the **animals**! Mona asks, "**What is it?**" Mona's grandfather says "**It's a horse.**" Amira asks "**What is it?**" Her father says "**It's a monkey.**" Look! **It's a lion.** It can run. Look at this animal! **It's a camel.**

Page: 25

Use the words




A. Listen and repeat.

B. Listen and Point below.

What is it?

✂ It is a

1 - It is a horse.




انه حصان.

2 - It is a camel.




What is it?

ما هذا ، ما هذه ؟




انه جمل.

3 - It is a lion.




What is it?

ما هذا ، ما هذه ؟




انه أسد.

4 - It is a monkey.




What is it?

ما هذا ، ما هذه ؟




انه قرد.

5 - It is a turtle.




What is it?

ما هذا ، ما هذه ؟




إنها سحلية.




What is it?

ما هذا ، ما هذه ؟




إنها قطة.

6 - It is a cat.




What is it?

ما هذا ، ما هذه ؟




أنه فأر صغير.

7 - It is a mouse.




What is it?

ما هذا ، ما هذه ؟




انه أرنب.

8 - It is a rabbit.




What is it?

ما هذا ، ما هذه ؟




انه كلب صغير.

9 - It is a puppy.



What is it?

ما هذا ، ما هذه ؟



انه خروف.

10 - It is a sheep.




C. Listen and Point. Then sing along.

The Zoo song

What is it?

It's a camel.



What is it?

It's a lion.




What is it?

It's a horse.

A camel, a lion, a horse. *


What is it?

It's a monkey.



What is it?

It's a lion.



What is it?

It's a camel.

A monkey, a lion, a camel. *



Action Word Time

A. Listen and repeat.

B. Listen and Point below.



Slide , slide , slide

1 - I can slide.

استطيع أن أتزلق.



Run , run , run.

2 - I can run.

استطيع أن أجري.



Jump, jump , jump

3 - I can jump.

استطيع أن أقفز.



Swim, swim , swim

4 - I can swim.

استطيع أن أسبح.



Sing, sing , sing

5 - I can sing.

استطيع أن أغنى.



This is a play area in the **zoo**. Look at Samir and his friend **run**. Samir says, "I can **run**." His friend says, "Me, too." Amira says, "**I can jump**." Maged says, "**Me, too**." . And Ola and her friend can swim. Can you **swim**? It's fun! Look at that boy. He can **slide**.

Page: 35

C. Listen and Point. Then sing along.

I Can Jump.

Jump, jump, I can jump.

Me, too.

Jump, jump, I can jump.

Me, too.

Jump, jump, I can jump.

Me, too.

Jump, jump, jump, jump, **I can jump!**

Run, run, I can run.

Me, too.

Run, run, I can run.



Me, too.

Run, run, I can run.

Me, too.

Run, run, run, run, **I can run!**



Swim, **swim**, I can swim.

Me, too.

Swim, swim, **I can swim.**

Me, too.

Swim, swim, I can swim.



Me, too.

Swim, swim, **swim**, swim, **I can swim!**

Slide, slide, I can slide.

Me, too.

Slide, slide, I can slide.

Me, too.

Slide, slide, **I can slide.**

Me, too.

Slide, slide, slide, slide,

I can slide!



Phonics Time

A. Make the shape of each letter.




B. Listen and Point.

Ww

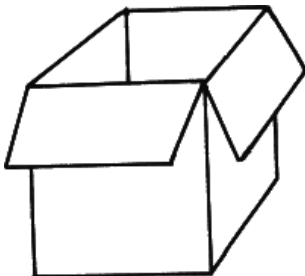


watch
ساعة يد




window
شباك

Xx




box
صندوق



fox
ثعلب

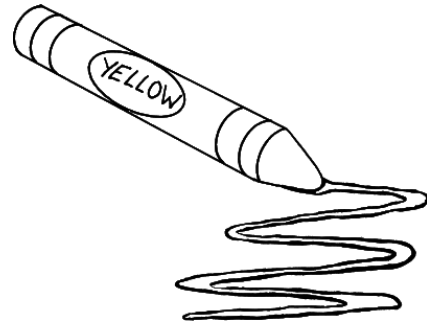


Yy



Yo-yo


يويو



yellow


اللون الأصفر

Zz



Zoo

حديقة حيوانات



zebra

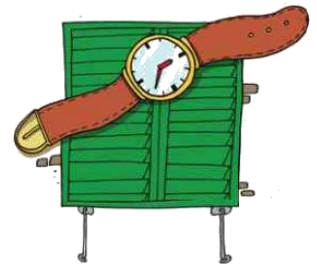
حمار وحشي مخطط

C. Listen and Point. Then sing along.

Fox in the Box

Watch on the window, w, w, w.

Window, window, w, w, w.

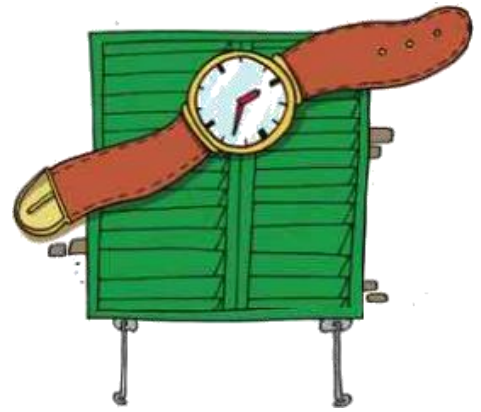


Watch on the window, w, w, w.

Sing the letter W.

Fox in the box, x, x, x.

Box, box, x, x, x.



Fox in the box, x, x, x.

Sing the letter X.

Yellow on the yo-yo, y, y, y.

Yo-yo, yo-yo, y, y, y.



Yellow on the yo-yo, y, y, y.


Sing the letter Y.

Zebra in the zoo, z, z, z.

Zoo, zoo, z, z, z.









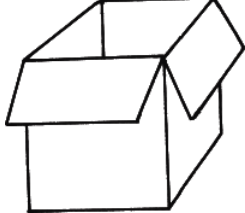
Zebra in the zoo, z, z, z.

Sing the letter Z.



Test On Unit 10

1- Point to / Identify the object:

1 - camel			
2 - turtle			
3 - window			

2- Act as Instructed:

1. Run.
2. Swim.
3. Jump.

3- Listen and Answer Yes / No:

1} Can you swim?



Yes

No

2} Can you sing?



Yes

No

3} Can you run?



Yes

No



4- Read:

1) horse

2) monkey


3) lion

5- Match:

1. yo-yo

2. zoo

3. zebra



6- Count:

1 3 4
..... 6 7
9 10


7- Odd one out:

R	T	W
y	G	H
j	K	L



Mr Ragab's mini-dictionary


Aa




apple تفاحة



ant نملة



arm ذراع




bed سرير




bag شنطة



bedroom حجرة النوم



bee نحلة




bell جرس



black اللون الأسود




blue اللون الأزرق



book كتاب



boy ولد




bus أتوبيس



ball كرة


Cc



cat قطة




car سيارة



computer حاسب آلي

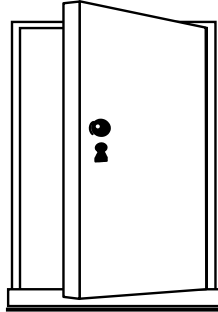
Dd



dog كلب




donkey حمار




door باب

Ee



egg بيضة



elephant فيل


Ff




father بابا



family عائلة ، أسرة



fish سمكة



finger إصبع اليد



flag علم

Gg



girl بنت



goat معزة



green اللون الأخضر



Hh

hat برنيطة



house منزل



Ii

ice cream أيس كريم




Jj

jacket جاكيت

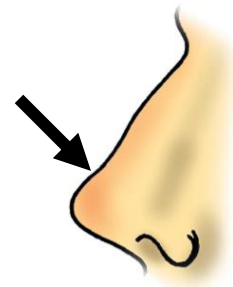




jump يقفز




Kk

kite طائرة ورق





9

nine تسعة




1


one واحد



Rr




rabbit أرنب



run يجرى

Ss



sun شمس


6

six ستة

7


seven سبعة

Tt




tree شجرة

Mr Ragab



teacher مدرس



phone تليفون

Uu



umbrella شمسية

Vv



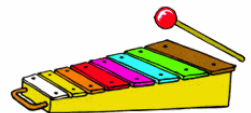
vase زهرية

Ww



window شباك

Xx



xylophone

xylophone آلة موسيقية

Yy



yoyo يويو

Zz



حديقة حيوان zoo



zebra حمار وحشي مخطط

المفرد والجمع Singular & plural

المفرد Singular

الجمع Plural

سيارة (واحدة) car



سيارات cars



قطعة (واحدة) cat



قطط cats



ولد (واحد) boy



أولاد boys



The Alphabet



Aa Bb Cc Dd Ee

Ff Gg Hh Ii Jj Kk

Ll Mm Nn Oo Pp

Qq Rr Ss Tt Uu Vv

Ww Xx Yy Zz